ROMAN KNOSSOS: THE POTTERY IN CONTEXT

A presentation of ceramic evidence provided by the *Knossos 2000 Project* (1993-95)

By

GARY FORSTER

A thesis submitted to
The University of Birmingham
For the Degree of
DOCTOR OF PHILOSOPHY

Volume II of II – Tables, Figures & Plates

Institute of Archaeology and Antiquity
School of Historical Studies
The University of Birmingham
June 2009

UNIVERSITY OF BIRMINGHAM

University of Birmingham Research Archive

e-theses repository

This unpublished thesis/dissertation is copyright of the author and/or third parties. The intellectual property rights of the author or third parties in respect of this work are as defined by The Copyright Designs and Patents Act 1988 or as modified by any successor legislation.

Any use made of information contained in this thesis/dissertation must be in accordance with that legislation and must be properly acknowledged. Further distribution or reproduction in any format is prohibited without the permission of the copyright holder.

CONTENTS

TABLES

1.1	Crete - Knossos: Principal Historical Events (Roman-Byzantine)	1
3.1	Trench AA – Chronology	2
3.2	Trench BA – Chronology	3
3.3	Trench CA – Chronology	4
3.4	Trench CB – Chronology	5
3.5	Trench CC – Chronology	6
3.6	Trench DA – Chronology	7
3.7a	Trench EA – Chronology (part 1)	8
3.7b	Trench EA – Chronology (part 2)	9
3.8	Trench EB – Chronology	10
3.9	Trench FA – Chronology	11
3.10	Trench GA/B – Chronology	12
3.11	Trench HA – Chronology	13
3.12	Trench HB – Chronology	14
3.13	Trench HC – Chronology	15
3.14	Trench HD – Chronology	16
5.1	Group A – General	17
5.2	Group A – Fine Ware Details	17
5.3	Group A – Fine Ware Summary	18
5.4	Group A – Coarse Ware & Amphorae Details	18
5.5	Group D – General	19
5.6	Group D – Fine Ware Details	19
5.7	Group D – Fine Ware Summary	19
5.8	Group D – Coarse Ware & Amphorae Details	20
5.9	Group F – General	21
5.10	Group F – Fine Ware Details	21
5.11	Group F – Fine Ware Summary	21
5.12	Group F – Coarse Ware & Amphorae Details	22
5.13	Group G – General	23
5.14	Group G – Fine Ware Details	23
5.15	Group G – Fine Ware Summary	23
5.16	Group G – Coarse Ware & Amphorae Details	24
5.17	Group K – Fine Ware Summary	25

FIGURES

1.1	Province of Crete and Cyrene	26
1.2	Crete and Knossos survey area – physical map	27
1.3	Knossos Survey – Distribution of find-spots/sites	28
1.4	Knossos Survey – Density of find-spots/sites	29
1.5	Central Knossos – Roman remains & principal excavations	30
1.6	Knossos 2000 – Geophysical Survey & Excavation Areas	31
2.1	Knossos 2000 – Pottery processing stages	32
2.2	Knossos 2000 – Preliminary recording form	33
2.3	Knossos 2000 – Primary recording form	34
2.4	Knossos 2000 – Secondary recording form	35
2.5	Knossos 2000 – Fabric recording form	36
3.1	AA – Chronology	37
3.2	BA – Chronology	38
3.3	CA – Chronology	38
3.4	DA – Chronology	38
3.5	CB – Chronology	39
3.6	CC – Chronology	39
3.7	EA – Chronology	40
3.8	EB – Chronology	41
3.9	FA – Chronology	41
3.10	GA/B – Chronology	41
3.11	HA – Chronology	42
3.12	HB – Chronology	42
3.13	HC – Chronology	42
3.14	HD – Chronology	42
3.15	Knossos 2000 – Trench layouts	43
3.16	Knossos 2000 – Area C plan	44
4.1	Eastern Sigillata A; Dishes (1-8). Scale 1:2	45
4.2	Italian Sigillata; Plates and Platters (9-14). Scale 1:2	46
4.3	Italian Sigillata; Bowls and misc. decorated fragments (15-31). Scale 1:2	47
4.4	Eastern Sigillata B1; Various forms (32-37). Scale 1:2	48
4.5	Eastern Sigillata B2; Various forms (38-44). Scale 1:2	49
4.6	Çandarli Ware; Early Forms (45-47). Scale 1:2	50
4.7	Çandarli Ware; Late Forms 1-3 (48-58). Scale 1:2	51
4.8	Çandarli Ware; Late Forms 4-6. (59-68). Scale 1:2	52
4.9	African Red Slip Wares; Forms 8A,14,50A (69-75). Scale 1:2	53
4.10	African Red Slip Wares; Forms 50A/B (76-81). Scale 1:2	54
4.11	African Red Slip Wares; Forms 32/58,59A/B (82-90). Scale 1:2	55
4.12	African Red Slip Wares; Forms 61-2,67,105, misc. (91-98). Scale 1:2	56
4.13	Red Slip Wares; Stamps (99-104). Scale 1:2	57

4.14 Phocaean Ware; Forms 1-2 (105-111). Scale 1:2 58
4.15 Phocaean Ware; Form 3 (112-119). Scale 1:2 59
4.16 Phocaean Ware; Forms 3,10 (120-129). Scale 1:2 60
4.17 Misc. Late Roman Wares (130-131). Scale 1:2 61
4.18 Thin-walled wares; Cups (132-139). Scale 1:2 62
4.19 Local colour-coated wares (140-143). Scale 1:2 63
4.20 Misc. Glazed wares (144-145). Scale 1:2 64
4.21 Thin-walled coarse-wares (146-156). Scale 1:2 65
4.22 Cooking wares (157-160). Scale 1:2 66
4.23 Cooking wares (161-163). Scale 1:2 67
4.24 Cooking wares (164-170). Scale 1:2 68
4.25 Cooking wares; casseroles (171-177). Scale 1:2 69
4.26 Cooking wares (178-184). Scale 1:2 70
4.27 Late Roman cooking wares (185-194). Scale 1:2 71
4.28 Late Roman cooking wares (195-197). Scale 1:2 72
4.29 Late Roman cooking wares (198-199). Scale 1:2 73
4.30 Cooking wares; dishes (200-208). Scale 1:2 74
4.31 Cooking wares; 'Frying-pans' (209-212). Scale 1:2 75
4.32 Coarse-ware Lids (213-219). Scale 1:2 76
4.33 Plain wares; Large bowls (220-224). Scale 1:2 77
4.34 Plain wares; Large bowls/basins (225-230). Scale 1:2 78
4.35 Plain wares; Platters (231-232); Tub (233); Beehive ring (234). Scale 1:2 79
4.36 Plain Jugs (235-247). Scale 1:2 80
4.37 Late Roman Plain wares; Bowl (248), Jugs (249-250). Scale 1:2 81
4.38 Amphorae Stamps and Graffiti (251-253). Scale 1:2 82
4.39 Early Roman Cretan Amphorae (254). Scale 1:2 83
4.40 Early Roman Cretan Amphorae (255-258). Scale 1:2 84
4.41 Early-Mid Roman Cretan Amphorae (259-269). Scale 1:2 85
4.42 Mid Roman Cretan Amphorae (270-273). Scale 1:2 86
4.43 Mid Roman Cretan Amphorae (274-278). Scale 1:2 87
4.44 Late Roman Cretan Amphorae (279-281). Scale 1:2 88
4.45 Imported Amphorae (282-284). Scale 1:2 89
4.46 Imported Amphorae (285-291). Scale 1:2 90
4.47 Imported Amphorae (292-293). Scale 1:2 91
4.48 Imported Amphorae (294-300). Scale 1:2 92
4.49 Imported Amphorae (301-308). Scale 1:2 93
4.50 Imported Amphorae (309-312). Scale 1:2 94
4.51 Amphorae Stands (313-316). Scale 1:2 95
4.52 Miniatures and Misc. (317-319). Scale 1:2 96

5.1 Group A: Fine & Thin-walled Wares. Scale 1:3 97
5.2 Group A: Cooking Wares. Scale 1:3 98
5.3 Group A: Lids & Amphorae. Scale 1:3 99
5.4 Group B-C. Scale 1:3 100
5.5 Group D: Fine Wares (Çandarli Ware Forms 1-3). Scale 1:3 101
5.6 Group D: Fine Wares (Çandarli Ware Forms 4-6; African RSW form 50A) 102

5.7	Group D: Cooking Wares. Scale 1:3	103
5.8	Group D: Plain Wares and Amphorae. Scale 1:3	104
5.9	Group E. Scale 1:3	105
5.10	Group F: Fine Wares. Scale 1:3	106
5.11	Group F: Cooking wares. Scale 1:3	107
5.12	Group F: Plain Wares. Scale 1:3	108
5.13	Group F: Cretan Amphorae. Scale 1:3	109
5.14	Group F: Imported Amphorae. Scale 1:3	110
5.15	Group F: Imported Amphorae. Scale 1:3	111
5.16	Group G: Fine Wares. Scale 1:3	112
5.17	Group G: Cooking Wares. Scale 1:3	113
5.18	Group G: Cooking & Plain Wares. Scale 1:3	114
5.19	Group G: Amphorae. Scale 1:3	115
5.20	Group H. Scale 1:3	116
5.21	Group I. Scale 1:3	117
5.22	Group J. Scale 1:3	118
5.23	Group K: Fine Wares (Eastern Sigillata B, Çandarli Ware). Scale 1:3	119
5.24	Group K: Fine Wares (African Red Slip Ware). Scale 1:3	120
5.25	Group K: Fine Wares (Phocaean and misc. Wares). Scale 1:3	121
6.1a	Relative frequencies (%) of imported *terra sigillata*	122
6.1b	Relative frequencies (%) of Late Roman fine wares	123
6.1c	Relative frequency (%) of Local fine wares	123
6.2	Chronological range - Late Roman fine wares	124
6.3	Group K: Fine wares and Chronology	125
6.4	Central Knossos: Late Roman find-spots/sites	126

PLATES

1.	Labyrinth Motifs (roof tile and coins)	127
2.	*Knossos 2000* Study Area	128
3.	Area C – General & Room details (‘net-pattern’ mosaic and hypocaust)	129
4.	Area C – Room details (Plunge bath and ‘Satornilos’ mosaic)	130
5.	Area E – General view and Minoan levels	131
6.	Area H – General view and ‘wave-crest’ mosaic	132
7.	*Knossos 2000* – Misc. Small Finds (gemstone and seals)	133
8.	Ceramic Wall Spacers	134
9.	Trench EC – Minoan finds and comparisons	135
10.	Çandarli Ware Plate – Form 6	136
11.	African Red Slip Ware stamps and gouged decoration	137
12.	Phocaean Ware – Stamped decoration detail	138
13.	Glazed Ware	139
14.	Glazed Ware Details	140
15.	Early Roman Cooking Wares	141
16.	Late Roman Coarse Wares (Group G)	142
17.	Amphora Handle Stamps	143
18.	Early Roman Amphora (Trench FA)	144
19.	Cretan Amphorae	145
20.	Coarse Wares (Trench CB, Group E)	146
21.	Imported Amphorae Type 9 (=*VillaD type 49*)	147

DATE	PRINCIPAL EVENTS
195 BC	First political intervention by Rome in Cretan affairs, as part of the peace terms imposed on Nabis of Sparta (i.e. the divestment of his Cretan interests).
85 BC	Lucullus' Cretan settlement
71 BC	Cretans under the command of Lasthenes, inflict a heavy defeat on the Roman fleet.
69-67 BC	Roman conquest of Crete completed by three legions under the command of Metellus.
67 BC	Crete formed as part of the joint *praetorian* province of *Crete and Cyrene*.
43 BC	Antony decrees Crete 'free'.
37-6 BC	Antony grants 'part of Crete' to Cleopatra (possibly Itanos which held a Ptolemaic garrison).
36 BC	Octavian awards a substantial Knossian land grant to Capua.
27 BC+	Foundation of the Roman colony at Knossos.
2nd century AD	Provision of major public building at Knossos, including a Civil Basilica, Theatre & Baths.
2nd century AD	Knossos' water supplied by newly built aqueduct.
e. 3rd century AD	Disruption/partial abandonment of much of Knossos due to earthquake. (?)
AD 251	Trial and execution of the 'Ten Martyrs' at Gortyn.
AD 268	Gothic raid on Crete recorded.
AD 295-7	Diocletian reform: Crete made into a single province
AD 320	Constantinian reform: Crete upgraded to a senatorial province within the Diocese of Macedonia.
AD 365	Abandonment/partial abandonment of Knossos due to major earthquake. (?)
e. 5th centuryAD	1st Basilica church built in cemetery area N. of central Knossos (out of use by mid 6th century).
AD 457	Vandal raid on Crete.
e.6th centuryAD	2nd Basilica church built over Christian graves in area N. of central Knossos (out of use by early. 7th century).
AD612/623	Slavic raids on Crete.
AD 674	Major Arab raid culminating in the over-wintering of the Arab fleet.
AD 827-8	Further raids culminating in Arab conquest.
AD 961	Byzantine re-conquest of the island.

Table 1.1 Crete – Knossos: principal historical events (Roman – Byzantine)

LEVEL	NUMBERS	POTTERY	TERMINAL DATE
AA			
1	10000-7	Mixed incl. Green glazed	Topsoil
2	10008-11	Phocaean (f3)	-
3	10012-13	ARSW, Phocaean (f3)	c.AD450-490
4	10015-17	Phocaean (f1)	-
5	10018-20,22-24	ARSW (f50,58,61,62) Phocaean (f3)	c.AD450-490
6	10021	-	-
7	10025	L-Roman fine-wares	-
8	10026	-	-
9	10027,29-30	Phocaean (f2,3E)	c.AD475-500
10	10028	Phocaean (f3)	c.AD450-490
11	10031,52	Phocaean (f3)	c.AD450-490
12	10032-33	L-Roman coarse ware	4th century AD+
13	10035	-	-
14	10036	Phocaean (f3)	c.AD450-490
15	10037	-	-
16	10038	-	-
17	10039	-	-
18	10040-41	ARSW (f59A/B)	c.AD320-420
19	10042-43	ARSW (f58B)	c.AD300-370
20	10044	L-Roman coarse ware	4th century AD+
21	10045-47	EsigB (f71)	-
22	10048	Çandarli (f2)	L2nd-E 3rd cent. AD
23	10049	EsigB (f60)	c. M2nd century AD
24	10050	-	-
25	10051	-	-
26	10052-53	ARSW (stamp, f105)	c.AD580-660
27	10054	ARSW (f59)	c.AD320-420
28	10055-57	L-Roman coarse ware	4th century AD+
29	10058	-	-
30	10059	-	-
31	10060,62	EsigB (f60), Çand (f2)	L2nd-E 3rd cent. AD
32	10061,70-71	EsigB	-
33	10063	-	-
34	10064	-	-
35	10065	Çandarli (f2)	L2nd-E 3rd cent. AD
36	10066	-	-
37	10067	-	-
38	10068	-	-
39	10069	-	-
40	10072	-	-
41	10073	-	-
42	10074	-	-
43	10075	-	-
44	10076	-	-
45	10077	M-Roman coarse wares	2nd century AD+

Table 3.1 Trench AA – Chronology

LEVEL	NUMBERS	POTTERY	TERMINAL DATE
	17000-4,13,25	Mixed incl. Green/yellow glazed	Topsoil
2	17005,14-15	-	Modern disturbance
3	17006-9	ARSW (f50,61,62) Phocaean (f1)	L4th-E5th century AD
4	17010-11	Not diagnostic	-
5	17012,16-17,22,24	-	-
5/6	17019	-	-
6	17018,20-21,23	-	-
7	17026	Mid Roman coarse ware	2nd-3rd century AD
8	17027	Early Roman course wares	L1st BC-E1st cent. AD
9	17028	EsigA, Local fine	Late 1st century BC
10	17029	-	-
11	17030	Local fine	Late 1st century BC

Table 3.2 Trench BA – Chronology

LEVEL	NUMBERS	POTTERY	TERMINAL DATE
CA			
1	12000-3,5,9-14,16,27,31,44,46,49,52,61, 65,87-88	Mixed incl. Modern & green and yellow glazed wares	Topsoil
2	12004,6-7,32-3,39,45,47,50,53,62,66,91,93	-	-
3	12008,48,64,69,94-98	Phocaean (stamp,f3C), L Roman coarse wares	c.AD475-490/500
4	12015	Not diagnostic	-
5	12017,51,54-5,63,67-8	Phocaean (f2),ARSW (stamp,f50), Late Roman coarse wares	c.AD370-450
6	12018	-	-
7	12019	-	-
8	12020-22,24	ARSW (f50A), Çandarli (f2,4), Mid Roman coarse wares	c.AD200-240
9	12023	Not diagnostic	-
10	12025,28,34,40	-	-
11	12026,29,35,37	-	-
12	12030	-	
13	12036,38	ARSW (f50A)	c.AD230-325
14	12041-2	Not diagnostic	-
15	12043	-	-
16	12056-8,60,70-72,75,79	Çandarli (f1-6), Mid Roman coarse wares	c.AD200-240
17	12059,73	Not diagnostic	-
18	12074	-	-
19	12076	-	-
20	12077	Phocaean (f1), ARSW (f49,50A)	c.AD390-425
21	12078	ARSW (f50A)	c.AD240-325
22	12080,82,83	-	-
23	12081	-	-
24	12084-5,92	Çandarli (f3), ARSW (f50A)	c.AD240-325
25	12086	Not diagnostic	-
26	12089-90	-	-
?	12099-106	-	-

Table 3.3 Trench CA – Chronology

LEVEL	NUMBERS	POTTERY	TERMINAL DATE
DA			
1	15000,3	Mixed incl. Modern/Med. green and yellow glazed	Topsoil
2	15001-2	-	-
3	15004-6	-	-

Table 3.4 Trench DA – Chronology

LEVEL	NUMBERS	POTTERY	TERMINAL DATE
CB			
1	22000,2,13,15,22042-44,49-50,54,56-8,63-4,	Mixed	Topsoil
2	22001,12	-	-
3	22003-8	EsigA, E-Roman coarse wares	L1st cent. BC- E1st cent. AD
4	22009-11	EsigA, E-Roman coarse wares	L1st cent. BC- E1st cent. AD
5	22014	-	-
6	22016	Mixed	Topsoil
7	22017,23-4	not diagnostic	-
8	22018,26	-	-
9	22019,66	ARSW (f50), L Roman coarse wares	4th century AD+
10	22020	ARSW (f50A,59,61A), L-Roman coarse wares	*c*.AD325-420
11	22022	ARSW (stamp,f58)	*c*.AD350-375
12	22025	ARSW (f?)	-
13	22027	-	-
14	22028	-	-
15	22029	ARSW (f59A)	*c*.AD320-380
16	22030	-	-
17	22031	Not diagnostic	-
18	22032,4	-	-
19	22033,5	-	-
20	22036	-	-
21	22037	-	-
22	22038-40	ARSW (f50A/B), glazed ware	*c*.AD300-360
23	22041	Not diagnostic	-
24	22045,47,51,60-1,65	ARSW (f50,59A)	*c*.AD320-380
25	22046,59	L-Roman coarse wares	4th century AD+
26	22048?,62	ARSW (f50A)	*c*.AD240-325
27	22052	ARSW, M-Roman Amphora	3rd century AD
28	22053	ARSW, M-Roman Amphora	-
29	22055	M-Roman Amphora	3rd century AD

Table 3.5 Trench CB – Chronology

LEVEL	NUMBERS	POTTERY	TERMINAL DATE
CC			
1	23000-2,4,12-13,24-6,38-9,41-2,52-3,59-68	Mixed incl. green glazed and modern	Topsoil
2	23003,5-10,14,27-9,31-2,43-4,49-50,69	L-Roman coarse wares	L5th century AD
3	23011,15,17,19,30,45-7,51,54-6	ARSW (stamp, f59A)	*c*.AD350-450
4	23016	not diagnostic	-
5	23018	-	-
6	23020-3	-	-
7	23033	-	-
8	23034	-	-
9	23035	-	-
10	23036	-	-
11	23037	-	-
12	23040,48	-	-
13	-	-	-
14	23057	-	-
15	23058	'pie-crust' decorated buff wares (?)	?
16	23070	ARSW (f50A/B)	*c*.AD300-360
17	23071	not diagnostic	-

Table 3.5 Trench CC – Chronology

LEVEL	NUMBERS	POTTERY	TERMINAL DATE
EA			
1	16000-7,10-11,14,39,75,87,90	Mixed incl. green and yellow glazed wares	Topsoil/modern disturbance
2	16013,77	-	-
3	16008-9,78	-	-
4	16017-18,20	-	-
7	16012,15,19,21-30,80-1,105,117	Phocaean (f3), ARSW (f50B), L-Roman coarse wares	c.AD450-490
7/11	16049	-	-
10	16016	-	-
11	16023-4,26-9,50,100	Çandarli (f2,4), M-Roman coarse wares	Early-Mid 3rd century AD
12	16022	Green glazed ware	Modern disturbance
13	16025,31,34	Çandarli (f2)	M 2nd-3rd century AD
14	16043-4,46	Mixed pre-Roman	-
15	-	-	-
16	16032,33	M-Roman coarse wares	2nd-3rd centuries AD+
17	16035	EsigB (f?), M-Roman coarse wares	2nd-3rd centuries AD+
18	16036	-	-
18/19	16092,97	-	-
19	16041	-	-
20	16037	-	-
21	16038	-	-
22	16040	-	Modern disturbance
23	16042	Çandarli (f1/2)	M 2nd-3rd centuries AD
24	16047	-	-
25	16045,48	-	-
26	16051	-	-
27	16052	-	-
28	16053	-	-
29	16056	-	-
30	16055,57	Çandarli (f3)	3rd Century AD
31	16058	-	-
32	16059	-	-
33	16060	-	-
34	16061	-	-
35	16062	-	-
36	16054,65	mixed, ARSW stamp	Modern disturbance
37	16063	-	-
38	16064	-	-
39	16066	M Roman coarse wares	2nd-3rd centuries AD+
40	16067-8	L Roman coarse wares	4th century AD+

Table 3.7(a) Trench EA – Chronology (part 1)

LEVEL	NUMBERS	POTTERY	TERMINAL DATE
EA (cont.)			
41	16069	-	-
42	16070	Çandarli (f2,3,4)	3rd century AD
43	16071-2	M-Roman coarse wares	2nd-3rd centuries AD+
44	16073	-	-
45	16074-5,79,84	EsigB(f60,80),Çandarli (f3), M-Roman coarse wares	2nd-3rd centuries AD+
46	16082-3,85-6,106,118	(as level 11)	Early-Mid 3rd century AD
47	16088-9	Çandarli (f2)	M 2nd –3rdcentury AD
48	16093-5	-	-
49	16096,98-9	-	-
50	16101	-	-
51	16,102,104	-	-
52	16103,115-6,122	Çandarli (f2,3,4), M Roman coarse wares, as level 11	Early-Mid 3rd century AD
53	16,107,119	Çandarli (f3,4)	2nd-3rd centuries AD
54	16108	M Roman coarse wares	2nd-3rd centuries AD
55	16109	M Roman coarse wares	2nd-3rd centuries AD
56	16110	-	-
57	16,111,113	EsigB (f80), M Roman coarse wares, as level 11	Early-Mid 3rd century AD
57/59	16120	-	-
58	16112	-	-
59	16114	M Roman coarse ware*	2nd-3rd centuries AD
60	16121	-	-
61	16123-4	M Roman coarse wares	2nd-3rd centuries AD
62	16125	-	-

Table 3.7(b) Trench EA – Chronology (part 2)

LEVEL	NUMBERS	POTTERY	TERMINAL DATE
EB			
1	26000-2,5	Mixed incl. green and yellow glazed wares	Topsoil/modern disturbance
2	26003	-	-
3	26004,6	-	-
4	26007-8	-	-
5	26009-14	-	-
6	26015	L-Roman coarse ware	4th century AD+
7	26016	EsigB (f74B), M-Roman coarse wares*	2nd-3rd century AD+
8	26017-23		-
9	26024-28	Çandarli (f2,3), EsigB (f80)	M2nd-3rd century AD
10	26029-30,36	Mixed pre-Roman (Minoan+)	-
11	26031,37	-	-
12	26032	-	-
13	26033	-	-
14	26034-5	-	-
15	26038	-	-
16	26039	-	-
17	26040,42-4	-	-
18	26041	-	-

Table 3.8 Trench EB – Chronology

LEVEL	NUMBERS	POTTERY	TERMINAL DATE
FA			
1	21000-3,24,34	Mixed incl. Green glazed	Topsoil
2	21004-8	-	-
3	21009	Late Roman+	4th century AD+
4	21011	Local colour coated	1st century AD
5	21010	Local colour coated	-
6	21013	Local, ESA	-
7	21012	ESA, Italian sig	1st century AD
8	-	-	-
9	21014-16	ESA (EAA3), Local colour coated	L-1st BC-E1st cent.AD
10	-	-	-
11	21017	-	-
12	-		-
13	21018-22	ARSW?	M-3rd century AD+?
14	21026,28-9,33	Italian sig.	1st century AD
15	21025	-	-
16	21027,30-31	Italian sig, Italian thin-walled	M-L 1st century AD
17	21032	E-Roman coarse wares	M-L 1st century AD
18	-	-	-
19	21035	-	-
20	21036-7	-	-
21	-	-	-

Table 3.9 Trench FA – Chronology

LEVEL	NUMBERS	POTTERY	TERMINAL DATE
GA			
1	14000	Mixed incl. green glazed	Topsoil
2	14001-2	-	-
3	14003	-	-
4	14004-5	-	-
5	14006-11	-	-
6	14012-20	-	Modern disturbance
7	14031-2	Mixed incl. ARSW	4th century AD+
8	14021	-	-
9	14022-4	-	-
10	14026-7	-	-
11	14028	-	-
12	14029	-	-
13	14030	Mixed incl. ARSW	4th century AD+
14	14033	-	-
15	14034	-	-
16	14035	-	-
17	14036	-	-
18	14037	-	-
19	14038-9	L-Roman cooking wares	4th century AD+
20	14040	-	-
21	14041	-	-
22	14042	-	-
GB			
1	18000	-	Topsoil
2	18001	Mixed	-
3	18002-3	Mixed	Modern disturbance

Table 3.10 Trench GA/B – Chronology

LEVEL	NUMBERS	POTTERY	TERMINAL DATE
HA			
1	19000-1	-	Topsoil/Modern disturbance
2	19002-3	-	-
3	19004	-	-
4	19005-6	-	-
5	19007	-	-
6	19008	-	-
7	19009	-	-
8	19010	-	-
9	19011	-	-
10	19012	-	
11	19013-14 (?)	Phocaean ware (f2A)	c. AD370-450
12	19015-16	Late Roman fine wares	4th century AD+
13	19017-18	M/L Roman mix, Amphorae (f37)	3rd-4th century AD
14	19019	Mid/Late Roman mix	3rd century AD+
15	19020	-	-

Table 3.11 Trench HA – Chronology

LEVEL	NUMBERS	POTTERY	TERMINAL DATE
HB			
1	19021,24-5,31,50,66	Mixed including green glazed	Topsoil
2	19022-3	-	-
3	19026	-	-
4	19027	-	-
5	19028,33-4,61		Modern disturbance
6	19029	Residual mix (mostly Minoan)	?
7	19030	-	-
8	19032		-
9	19035-42,44,46-9,51-4,56-9	Residual mix (mostly Minoan)	?
10	19045,60	-	Modern disturbance
11	19055	Late Roman coarse wares	4th-6th century AD+
12	19062-3,67	Late Roman coarse wares	4th-6th century AD+
13	-	-	-
14	19064	-	Modern disturbance
15	19065	-	-
16	19068	Phocaean ware (f10A/B)	c.AD570-660
17	19069		Modern disturbance?
18	19070,75	Residual mix (mostly Minoan)	?
19	19071		-
20	19072,74	Phocaean ware (f3)	c.AD450-490
21	19073,76	Residual mix (mostly Minoan)	?
22	19077		-
23-36	19078-100	Residual mix (mostly Minoan)	-

Table 3.12 Trench HB – Chronology

LEVEL	NUMBERS	POTTERY	TERMINAL DATE
HC			
1	29000-5	-	Topsoil/modern disturbance
2	29006/8	-	-
3	29007/9/10/12	-	-
4	29011/16	-	-
5	29013	-	-
6	29014-15	Phocaean Ware (f3E)	AD475-500
7	29017-19	-	-
8	29020	Phocaean Ware (f3C)	AD450-490

Table 3.13 Trench HC – Chronology

LEVEL	NUMBERS	POTTERY	TERMINAL DATE
HD			
1	28000/003	-	Topsoil/modern disturbance
2	28001-2	-	-
3	28004-5	L-Roman coarse ware	4th cent. AD+
4	28006	-	-
5	28007-8	L-Roman coarse ware	4th cent. AD+

Table 3.14 Trench HD – Chronology

Ware Category	sherd count	weight	%by count	%by weight
Fine Wares	23	170	2.2%	0.8%
Coarse Wares:				
Cooking	335	3900	32.5%	17.8%
Amphorae & Plain	526	16700	51.0%	76.1%
Pre-Roman resid.	147	1175	14.3%	5.4%
Total	**1031**	**21945**	**100.0%**	**100.0%**

Table 5.1 Group A – General

Roman Fine Wares	sherd count	Weight (g)	%by count	%by weight
Italian Sigillata				
Italian Sigillata (Plate form C21)	1	60	7.14%	44.12%
Italian Sigillata (Plate form C20.4))	1	50	7.14%	36.76%
Italian Sigillata (misc.)	4	6	28.57%	4.41%
Thin walled Wares:				
Grey Ware (Thin walled Fabric 1)				
Small Cup (Type 1)	1	2	7.14%	1.47%
Small Cup (Type 2)	3	12	21.43%	8.82%
Small Cup (misc.)	1	1	7.14%	0.74%
misc.	2	2	14.29%	1.47%
Red ware (Thin walled Fabric 2)				
Small Cup (Type 1)	1	3	7.14%	2.21%
Total	**14**	**136**	**100.00%**	**100.00%**

Table 5.2 Group A – Fine Ware Details

Roman Fine Wares summary	sherd count	Weight (g)	%by count	%by weight
Italian Sigillata	6	116	42.86%	85.29%
Grey Ware (Thin walled Fabric 1)	7	17	50.00%	12.50%
Red ware (Thin walled Fabric 2)	1	3	7.14%	2.21%
Total	**14**	**136**	**100.00%**	**100.00%**

Table 5.3 Group A – Fine Ware Summary

Roman Coarse Wares	sherd count (RBH)	%by count
Cooking wares		
Cooking pot (Fabric 1)	8	18.18%
Cooking pot/casserole (Fabric 9)	8	18.18%
Cooking pot (misc. fabric)	3	6.82%
Cooking Dish (Fabric 4c)	2	4.55%
Cooking Dish (Fabric 4)	3	6.82%
Thin-walled 'coarse' wares		
Mugs (Fabric 9b)	6	13.64%
Amphorae		
Cretan Amphorae (Fabric 10)	8	18.18%
Cretan Amphorae (Fabric 11)	5	11.36%
Amphora stand (Fabric 10)	1	2.27%
Total	**44**	**100.00%**

Table 5.4 Group A – Coarse Ware Details

Ware Category	sherd count	Weight (g)	%by count	%by weight
Fine Wares	75	732	1.29%	1.23%
Coarse Wares:				
Cooking	1226	9000	21.07%	15.08%
Amphorae & Plain	3918	46300	67.34%	77.58%
Pre-Roman resid.	599	3650	10.30%	6.12%
Total	**5818**	**59682**	**100.00%**	**100.00%**

Table 5.5 Group D – General

Roman Fine Wares	sherd count	Weight (g)	%by count	%by weight
Çandarli ware (Form 1)	1	9	1.33%	1.23%
Çandarli ware (Form 2)	4	44	5.33%	6.01%
Çandarli ware (Form 3)	4	43	5.33%	5.87%
Çandarli ware (Dish Form 4)	12	182	16.00%	24.86%
Çandarli ware (Form 5)	3	24	4.00%	3.28%
Çandarli ware (Form 6)	1	130	1.33%	17.76%
Çandarli ware (Misc.?)	41	254	54.67%	34.70%
ARSW (Form 50A)	1	1	1.33%	0.14%
EsigB (Misc.)	3	14	4.00%	1.91%
Italian Sig (Misc.)	1	4	1.33%	0.55%
Local Colour Coated (Misc.)	4	27	5.33%	3.69%
Total	**75**	**732**	**100.00%**	**100.00%**

Table 5.6 Group D – Fine Ware Details

Roman Fine Wares summary	sherd count	Weight (g)	%by count	%by weight
Çandarli Ware	66	686	88.00%	93.72%
African Red Slip Ware	1	1	1.33%	0.14%
Eastern sig. B	3	14	4.00%	1.91%
Italian Sigillata	1	4	1.33%	0.55%
Local Colour Coated	4	27	5.33%	3.69%
total	**75**	**732**	**100.00%**	**100.00%**

Table 5.7 Group D – Fine Ware Summary

Roman Coarse Wares	sherd count (RBH)	%by count
Cooking wares		
Cooking pots/casseroles (Type 2, Fabric 2)	31	15.20%
Small cook-pots (Type 4, Fabric 2)	1	0.49%
Casseroles (Type?, Fabric 2)	2	0.98%
Cooking pots (Type?, Fabric 2)	1	0.49%
Trefoil Mouthed Jugs (Fabric 2)	4	1.96%
Cooking pots/casseroles (Type 2, Fabric 3)	23	11.27%
Cooking pots/casseroles (Type 3, Fabric 3)	2	0.98%
Cooking pots/casseroles (Type 4, Fabric 3)	4	1.96%
Casseroles (Type 2, Fabric 3)	15	7.35%
Casseroles (Type?, fabric 3)	5	2.45%
Trefoil Mouthed Jugs (Fabric 3)	3	1.47%
Cooking Dishes (Type 2, Fabric 4)	5	2.45%
Cooking Dishes (Type 1, Fabric 5)	3	1.47%
Cooking Dishes (Type 2, Fabric 5)	1	0.49%
Cooking Dishes (misc., Fabric 5)	1	0.49%
Cooking Dishes (misc., Fabric 6)	1	0.49%
Lids	1	0.49%
Misc. cooking wares	6	2.94%
Plain Coarse Wares		
Basin (Type 1, Fabric 10)	4	1.96%
Basin (Type 1A, Fabric 10)	10	4.90%
Basin - (Type 1A, Fabric 11)	1	0.49%
Basin - (Type 1B, Fabric 10)	1	0.49%
Basin (Type 1B, Fabric 11)	2	0.98%
Platters (Fabric 11)	2	0.98%
Jugs (Fabric 10)	7	3.43%
Bowl (Fabric 10)	3	1.47%
Misc.	31	15.20%
Amphorae		
Cretan Amphora (Type 1, Fabric 10)	4	1.96%
Cretan Amphora (Type 2, Fabric 10)	6	2.94%
Cretan Amphora (Type 2, Fabric 11)	3	1.47%
Cretan Amphora (Type1/2? Fabric 10)	6	2.94%
Cretan Amphora (Type 1/2 Fabric 11)	4	1.96%
Cretan Amphora (Type 4, Fabric 11)	1	0.49%
Imported Amphora (ViilaD type33/34, Fabric 12)	3	1.47%
Imported Amphora (Type 8, Fabric 17)	3	1.47%
Imported Amphora (Type 9, Fabric 13)	2	0.98%
Imported Amphora (Type 14, Fabric 14)	2	0.98%
Total	**204**	**100.00%**

5.8 Group D – Coarse Ware/Amphorae Details

Ware Category	sherd count	Weight (g)	%by count	%by weight
Fine Wares	11	278	0.21%	0.28%
Coarse Wares:				
Cooking	252	4100	4.89%	4.06%
Amphorae & Plain	4755	93300	92.31%	92.32%
Pre-Roman resid.	133	3387	2.58%	3.35%
Total	**5151**	**101065**	**100.00%**	**100.00%**

Table 5.9 Group F – General

Roman Fine Wares	sherd count	Weight (g)	%by count	%by weight
Candarli ware (Form 2)	1	17	9.09%	8.33%
Candarli ware (Form 4)	1	13	9.09%	6.37%
Candarli ware (Misc.)	2	18	18.18%	8.82%
EsigB (Forms 74,75)	2	21	18.18%	10.29%
Ital. Sig. (Misc.?)	1	10	9.09%	4.90%
EsigA (Misc.?)	2	77	18.18%	37.75%
Local Colour Coated (Misc.)	2	48	18.18%	23.53%
Total	11	204	**100.00%**	**100.00%**

Table 5.10 Group F – Fine Ware Details

Roman Fine Wares summary	sherd count	Weight (g)	%by count	%by weight
Candarli Ware	4	48	36.36%	23.53%
EsigB	2	21	18.18%	10.29%
ER Sigillata/Local Colour Coated	5	135	45.45%	66.18%
Total	**11**	**204**	**100.00%**	**100.00%**

Table 5.11 Group F – Fine Ware Summary

Roman Coarse Wares	sherd count	%by count
Cooking wares		
Cooking pots/casseroles (Type 2, Fabric 2)	4	1.37%
Small cook-pots (Type 4, Fabric 2)	1	0.34%
Cooking pots (Type 3, Fabric 2)	2	0.68%
Casseroles (Type?, Fabric 2)	1	0.34%
Trefoil Mouthed Jugs (Fabric 2)	1	0.34%
Cooking pots/casseroles (Type 2, Fabric 3)	7	2.39%
Casseroles (Type 2, Fabric 3)	2	0.68%
Cooking Dishes (Type 1, Fabric 4)	1	0.34%
Cooking Dishes (Type 2, Fabric 4)	7	2.39%
Cooking Dishes (misc., Fabric 4)	2	0.68%
Cooking Dishes (Type 1, Fabric 5)	2	0.68%
Misc. cooking wares	5	1.71%
Plain coarse Wares (Fabric 10/11)		
Basins (Type 1)	5	1.71%
Basins (Type 1A)	8	2.73%
Platters	1	0.34%
Jugs	5	1.71%
Bowl	2	0.68%
Misc. bases - (ring foot)	56	19.11%
Amphorae		
Cretan (Type 1, Fabric 10/11)	13	4.44%
Cretan (Type 2, Fabric 10/11)	21	7.17%
Cretan (Types1/2, fabric 10/11)	57	19.45%
Imported (Type 9, Fabric 14-14c)	62	21.16%
Imported (Type 8, Fabric 17)	1	0.34%
Imported (Type 14, Fabric 15, var.)	7	2.39%
Misc. Imported	20	6.83%
total	**293**	**100.00%**

Table 5.12 Group F – Coarse Wares Details

Ware Category	sherd count	Weight (g)	%by count	%by weight
Fine Wares	16	850	1.60%	3.40%
Coarse Wares:				
Cooking	236	6130	19.40%	24.30%
Amphorae & Plain	885	17000	72.70%	67.40%
Pre-Roman resid.	78	1250	6.40%	5.00%
Total	**1218**	**25230**	**100.00%**	**100.00%**

Table 5.13 Group G – General

Fine Wares	sherd count	Weight (g)	%by count	%by weight
Phocaean (Form 3)	5	789	31.30%	92.80%
Phocaean (Form 2)	1	12	6.30%	1.40%
Phocaean (misc.)	2	11	12.50%	1.30%
African RSW (Form 59)	1	5	6.30%	0.60%
African RSW (misc.)	1	3	6.30%	0.40%
Candarli (Form 2)	1	2	6.30%	0.20%
Candarli (misc.)	1	1	6.30%	0.10%
Misc. Sigillata (residual)	4	27	25.00%	3.20%
Total	**16**	**850**	**100.00%**	**100.00%**

Table 5.14 Group G – Fine Ware Details

Fine Wares	sherd count	Weight (g)	%by count	%by weight
Phocaean	8	812	50.00%	95.50%
African RSW	2	8	12.50%	0.90%
Candarli	2	3	12.50%	0.40%
Misc Sigillata (resid)	4	27	25.00%	3.20%
Total	**16**	**850**	**100.00%**	**100.00%**

Table 5.15 Group G – Fine Ware Summary

Roman Coarse Wares	sherd count	%by count
Cooking Wares		
Cooking-pot (Late Roman Type 4, Fabric 7)	3	5.66%
Cooking-pot (Late Roman Type 5, Fabric 7)	1	2.00%
Cooking-pot (misc.)	1	2.00%
Dish	1	2.00%
Jug	1	2.00%
Plain Coarse Wares (Fabric 10/11)		
Basins	1	2.00%
Dish/Large Bowl	2	4.10%
Misc.	9	18.40%
Wall Spacers	6	12.20%
Plain Coarse Wares		
Bowl (Fabric 18)	1	2.00%
Jug (Late Roman Type 1-2,Fabric 18b)	2	4.10%
Amphorae		
Cretan Amphorae (Roman Type 7, and misc. Fabric 10)	13	26.50%
Imported Amphorae (misc.)	8	16.30%
Total	**49**	**100.00%**

Table 5.16 Group G – Coarse Ware details

Fine Wares	sherd count (RBH)	%by count	Date
ESB (Form 60B)	2	4.76%	c.80/90 - 150AD
ESB (Form 71B)	1	2.38%	c.L.1st - 2nd cent AD
Candarli Ware (early ser.)	2	4.76%	c.L.1st - E.2nd cent AD.
Candarli Ware (Form 2)	4	9.52%	c.L.2nd - E.3rd cent AD.
Candarli Ware (Form 3)	1	2.38%	c.L.2nd - E.3rd cent AD.
Candarli Ware (Form 4)	1	2.38%	c.3rd cent AD.
African RSW (form 8A)	1	2.38%	c.AD80/90 - 160
African RSW (Form 32/58)	1	2.38%	c.L3rd - E4th. Cent AD.
African RSW (Form 50A)	1	2.38%	c.AD230/40 - 325
African RSW (Form 50B)	1	2.38%	c.AD350 - 400
African RSW (Form 58B)	1	2.38%	c.AD290/300 - 375
African RSW (Form 59)	3	7.14%	c.AD320 - 380/400
African RSW (Form 61A)	1	2.38%	c.AD325 - 400/420
African RSW (Form 62)	1	2.38%	c.AD350 - 425
African RSW (Form 67)	1	2.38%	c.AD360 - 420+
African RSW (Form 105)	1	2.38%	c.AD580/600 - 660+
Phocaean Ware (Form 1A)	2	4.76%	c.AD390/400 - 425
Phocaean Ware (Form 2A)	1	2.38%	c.AD370 - 450
Phocaean Ware (Form 3C)	14	33.33%	c.AD450 - 490
Phocaean Ware (Form 3E)	2	4.76%	c.AD475 - 500
Total	**42**	**100.00%**	

Table 5.17 Group K – Fine Ware Summary

Figure 1.1: Province of Crete and Cyrene (Talbert 1988, 129)

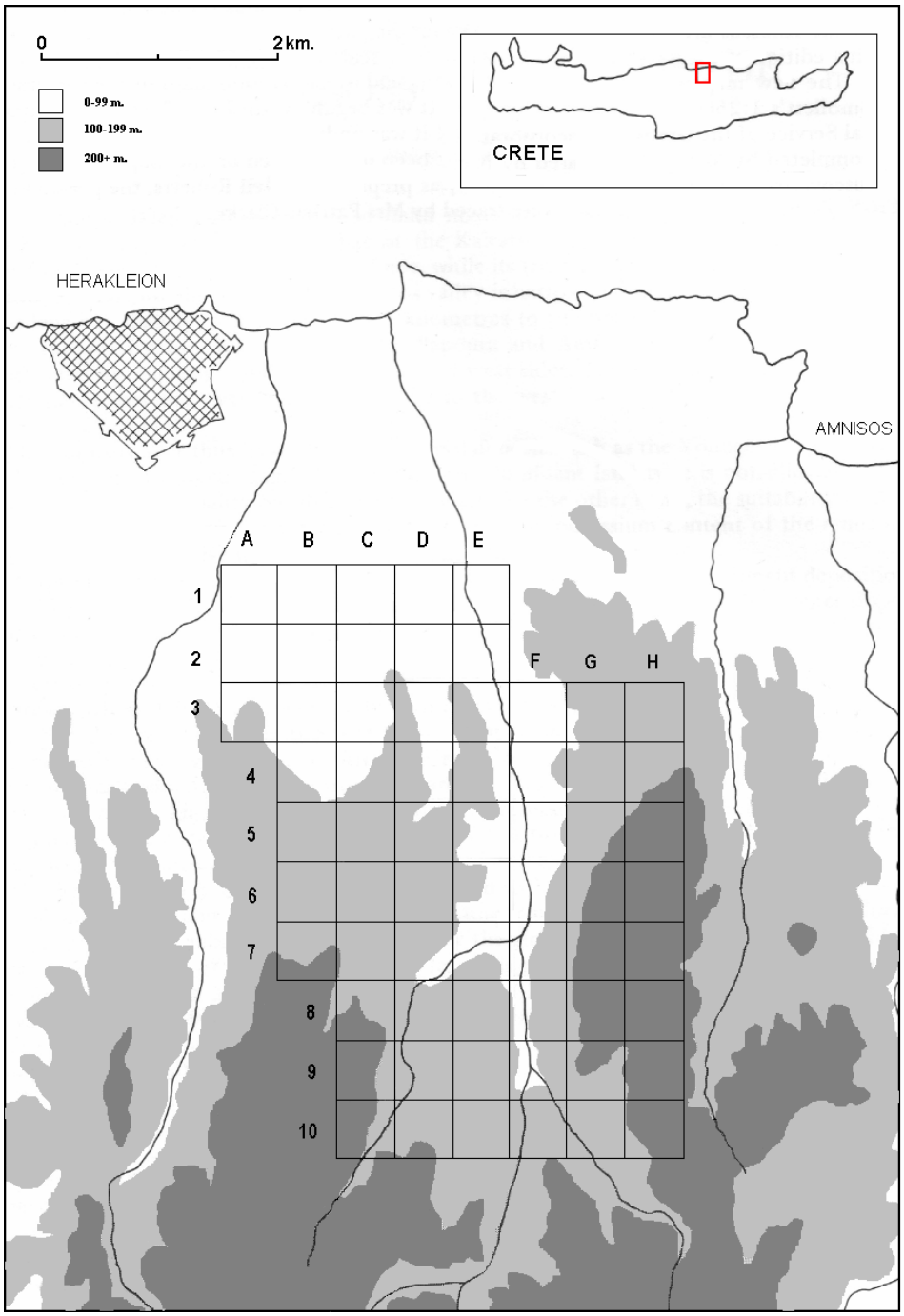

Figure 1.2: Crete and Knossos Survey Area - Physical

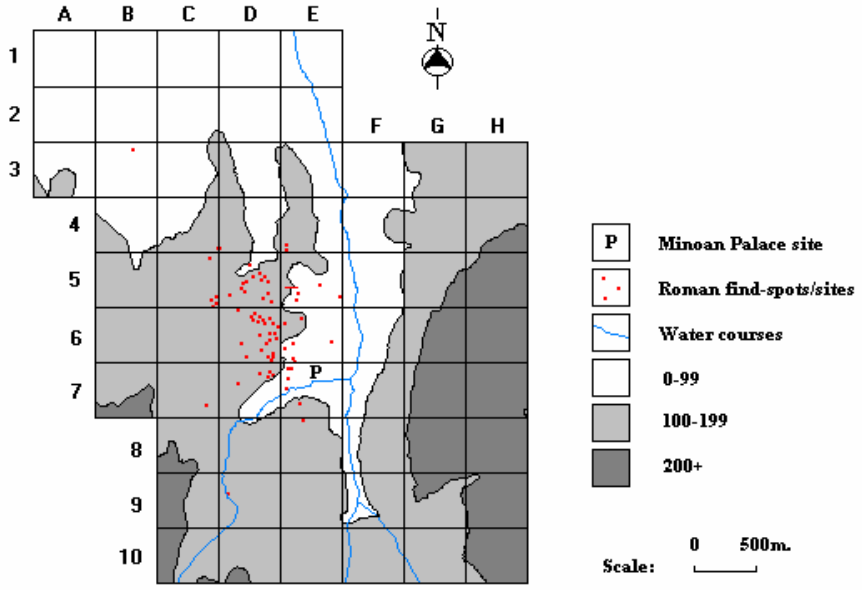

I. Settlement/General

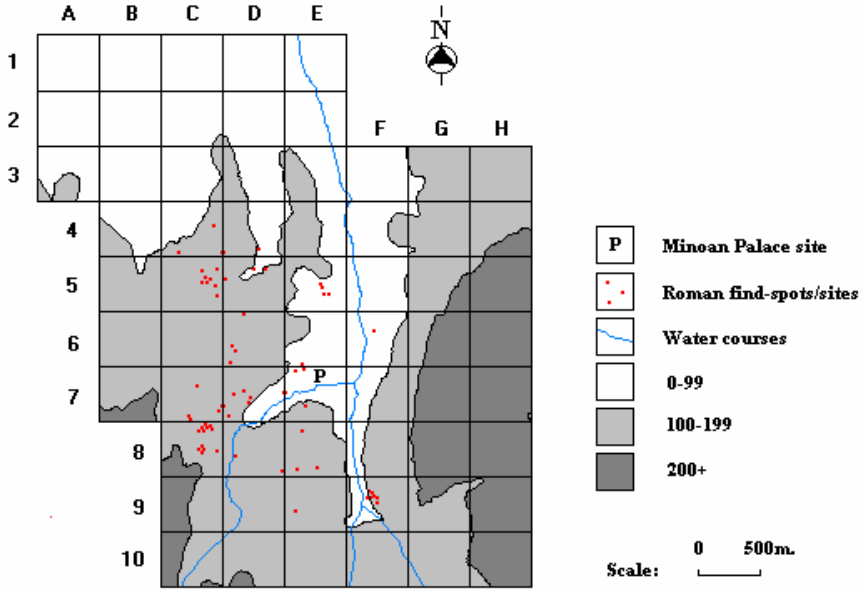

II. Tombs, graves and burials

Figure 1.3: Knossos Survey - Distribution of find-spots/sites

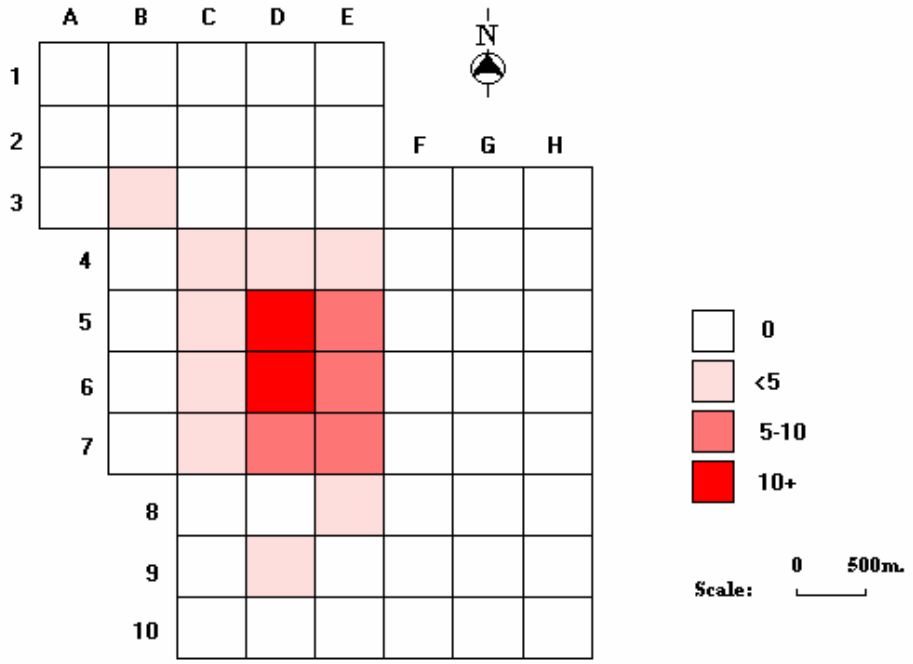

I. Settlement/General

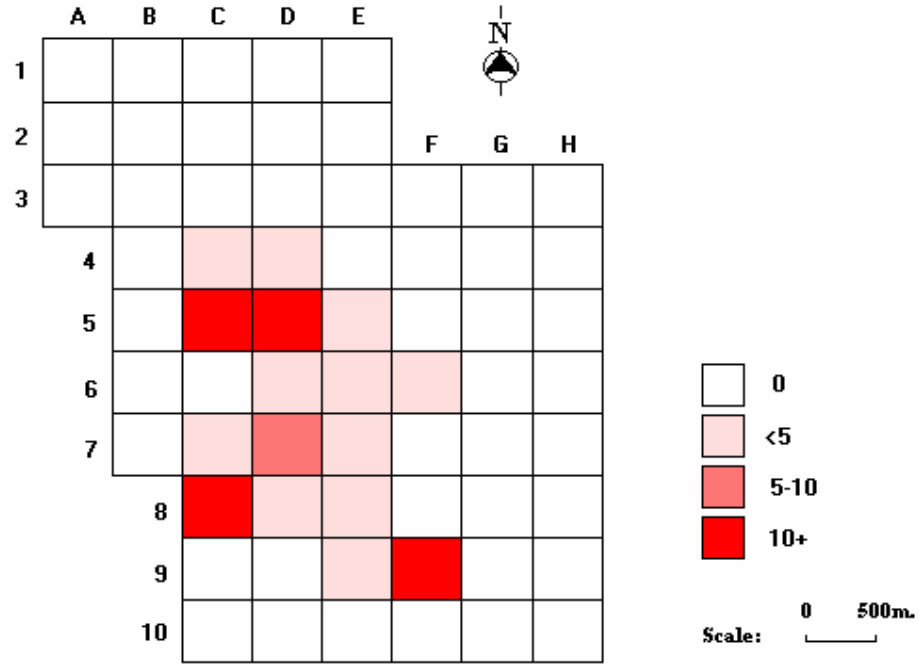

II. Tombs, graves and burials

Figure 1.4: Knossos Survey - Density of find-spots/sites

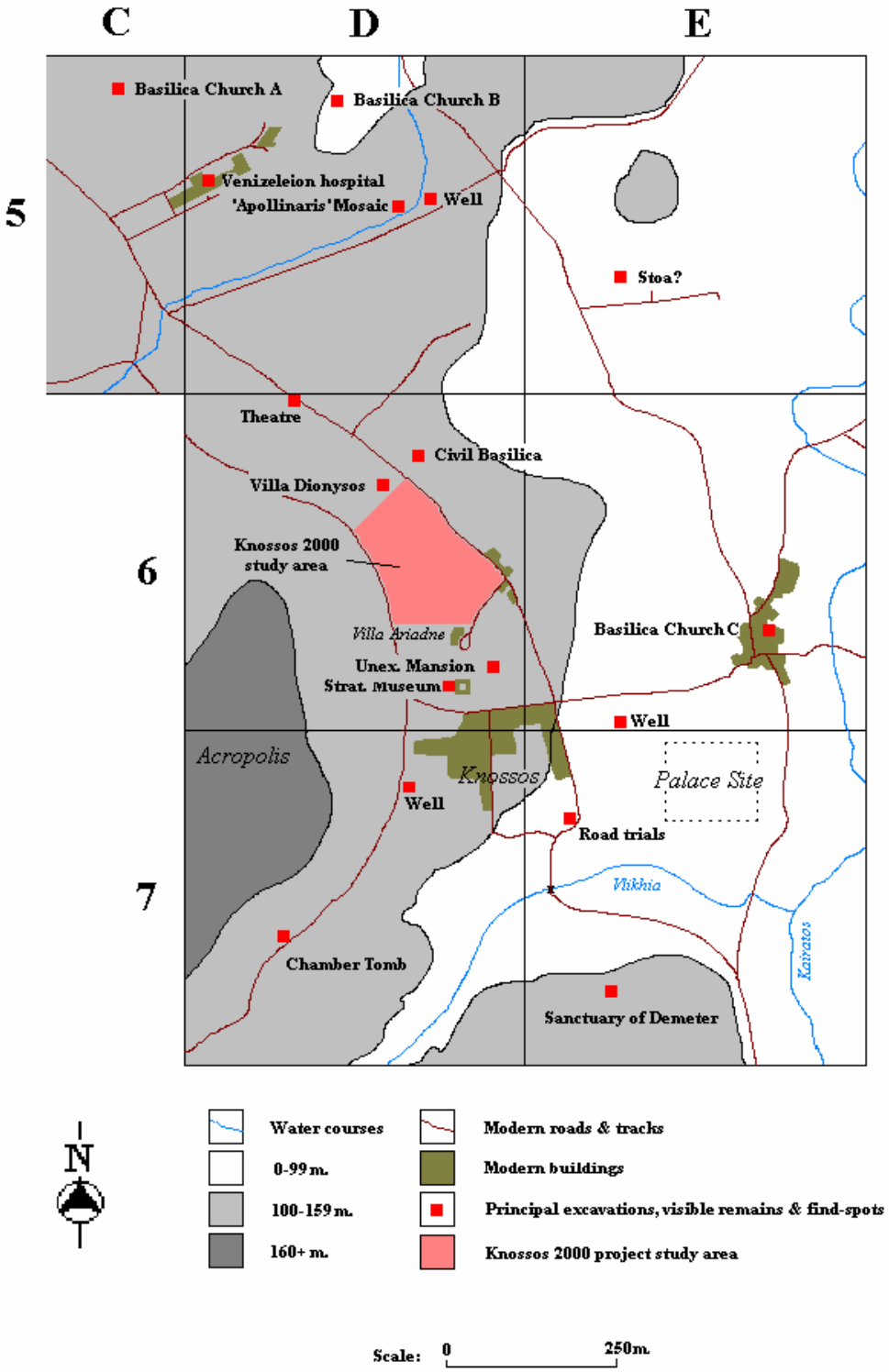

Figure 1.5: Central Knossos - Roman remains/principal excavations

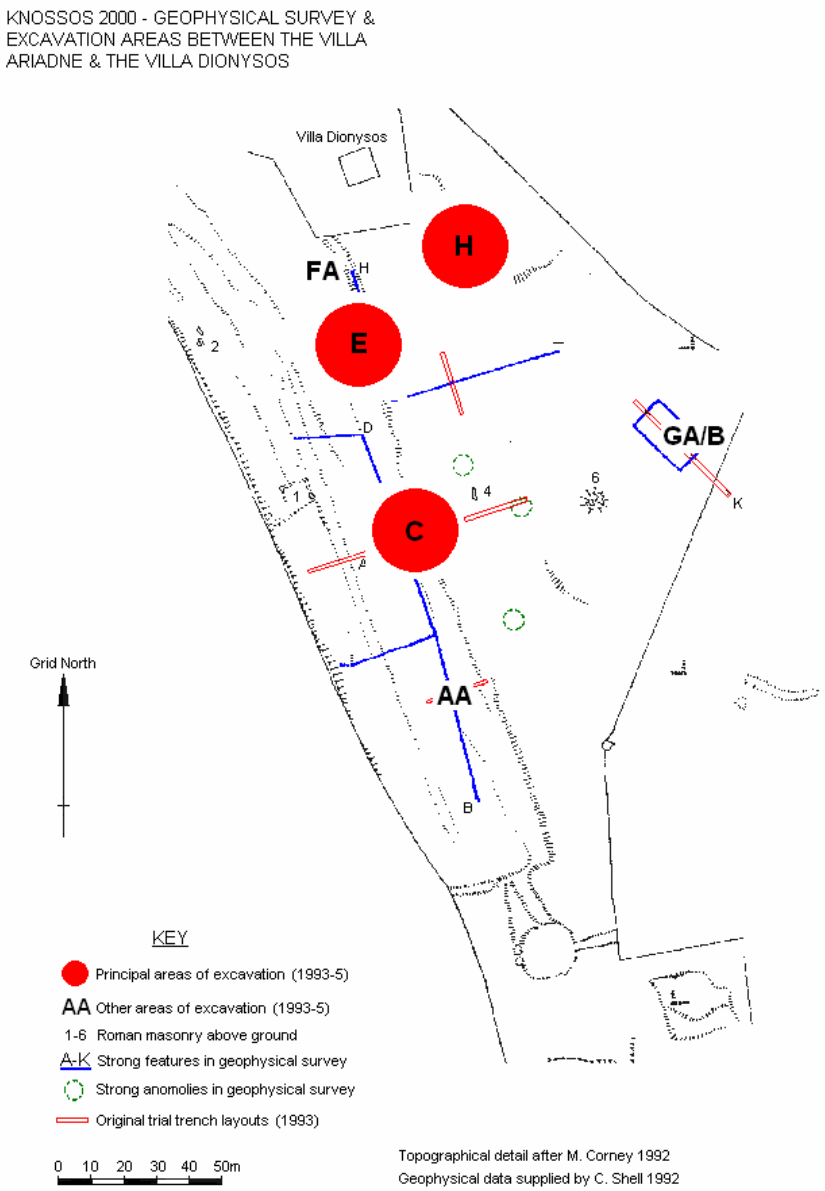

Fig. 1.6 Knossos 2000 – Geophysical Survey and Excavation Areas (1993-5)

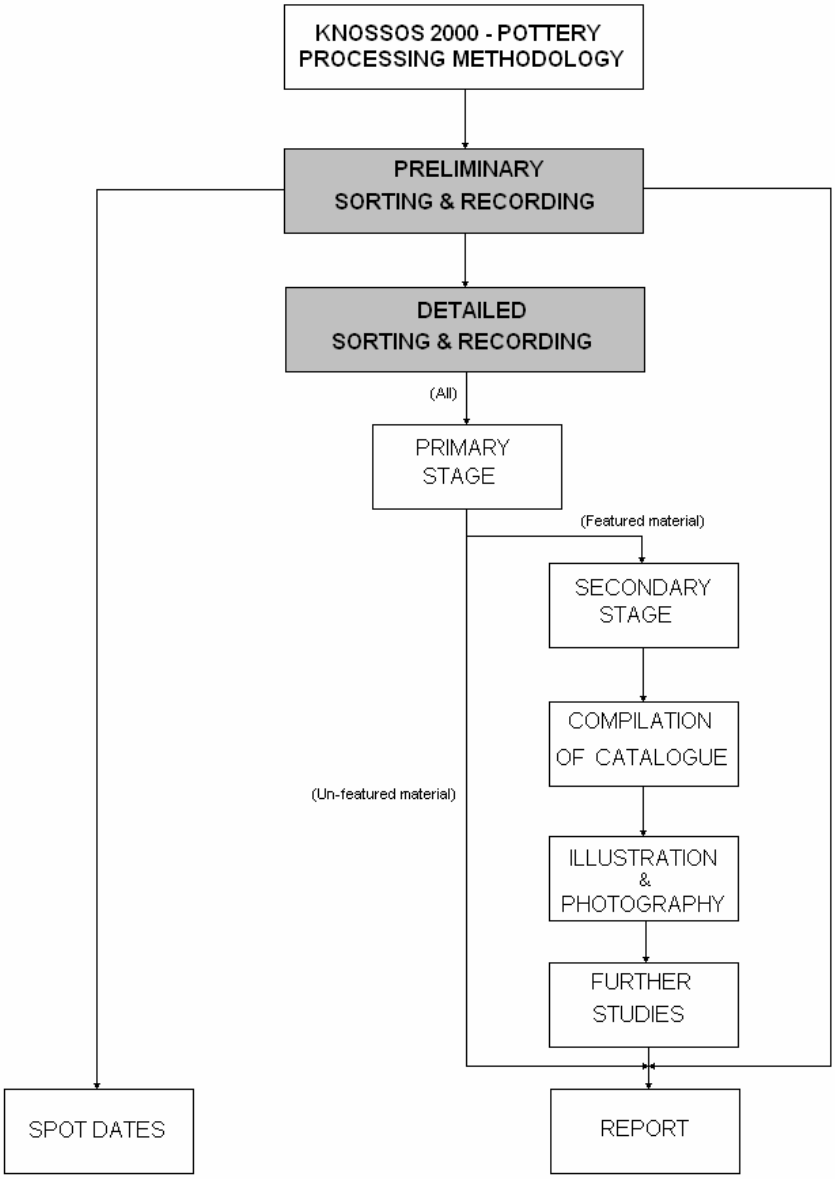

Figure 2.1 Knossos 2000 – Pottery processing stages

K2K 1993 POTTERY		NO:
Amount	**ESigA**	**OTHER**
Latest	**ESigB**	
T/Sample/FF/Kept	**Candarli**	
Mixed/Pure	**African R/S**	
Worn	**Cypriot**	

Minoan	**N. Italian Grey**	**COMMENT**
Geometric	**Local Colour Coated**	
Classical	**Amphora**	
B/G Hell	**Cooking**	
Med/Modern	**Plain**	

Figure 2.2 Knossos 2000 – Preliminary recording form

	FINE WARES		COARSE COOKING WARES				COARSE PLAIN WARES				RESIDUAL/OTHER	
	ALL		FEATURED		NO FEATURES		FEATURED		NO FEATURES		ALL	
ZEMBILE NO:	NO:	WEIGHT (g)	NO:	WEIGHT (g)	NO:	WEIGHT (g)	NO:	WEIGHT (g)	NO:	WEIGHT (g)	NO:	WEIGHT (g)

AREA OF SITE : **DESCRIPTION:** **NOTES:** **DATA ENTRY BY:** **DATE:**

Figure 2.3 Knossos 2000 – Primary recording form

SECONDARY RECORDING FORM			ROMAN POTTERY-KNOSSOS			AREA:	DATE:		ZEMBILE:			
FABRIC		RBH	FORM CODE			QUANTIFICATION			DECORATION	X-FIT	COMMENTS	DWG
NAME	CODE		NAME	DESC.	##/##	QTY/WT	DIAM (cm)	%				
NOTES:												

Figure 2.4 Knossos 2000 – Secondary recording form

Fabric code:					**Context:**	
Common name:					**References:**	

Colour:	core		Margin int		Surface int	
			Margin ext		Surface ext	

Hardness:			**Feel:**		**Fracture:**	

Inclusions	**1**	**2**	**3**	**4**	**5**	**6**
Type						
Frequency						
Size						
Sorting						
Rounding						

Slip/Glaze:			Colour		extent	
Surface treat./Decorations:			Notes:			

Vessel Types:						
Suggested origin:						

Figure 2.5 Knossos 2000 – Pottery fabric recording form

Trench AA

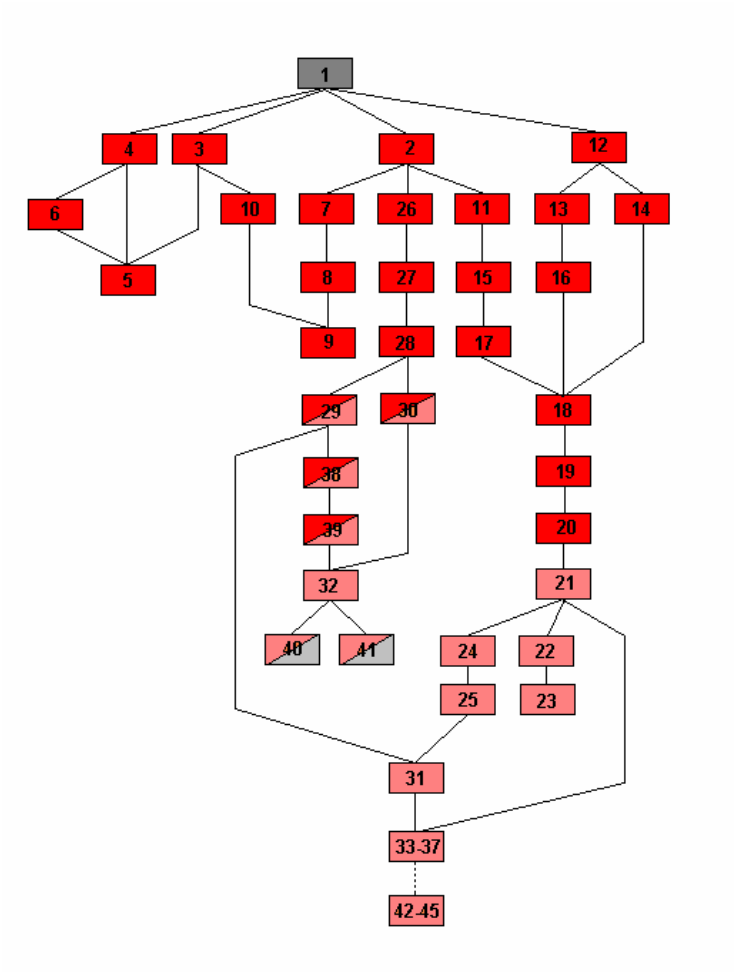

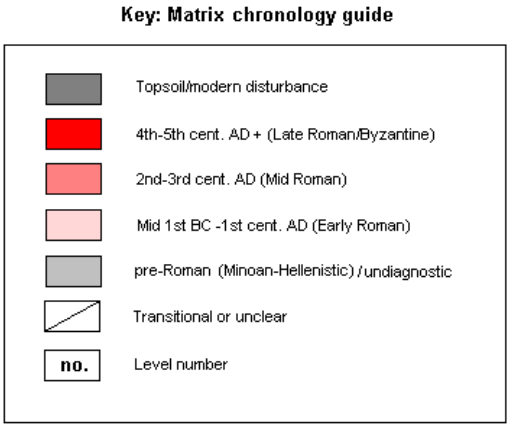

Fig. 3.1 - *Knossos 2000* - Trench AA: Levels matrix

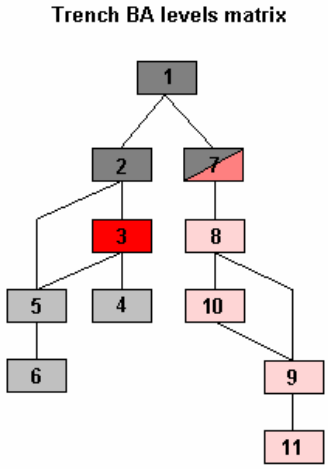

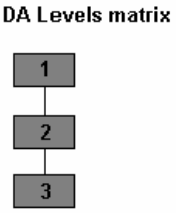

Fig. 3.2 **Fig 3.4**

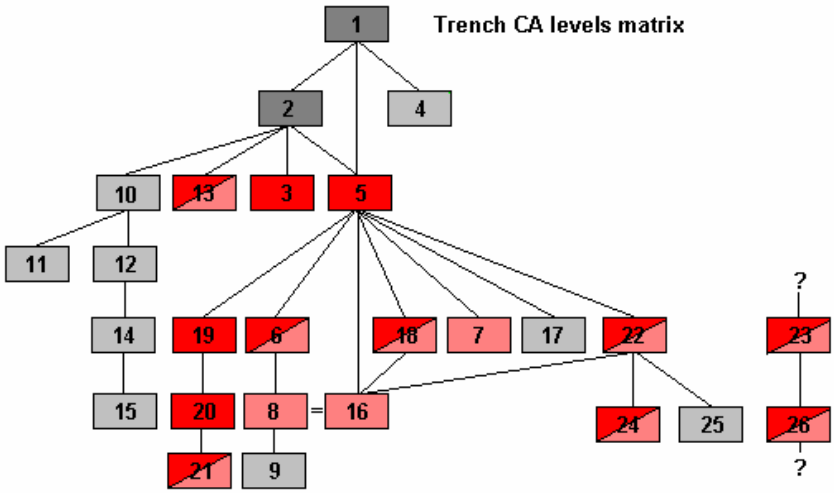

Fig. 3.3

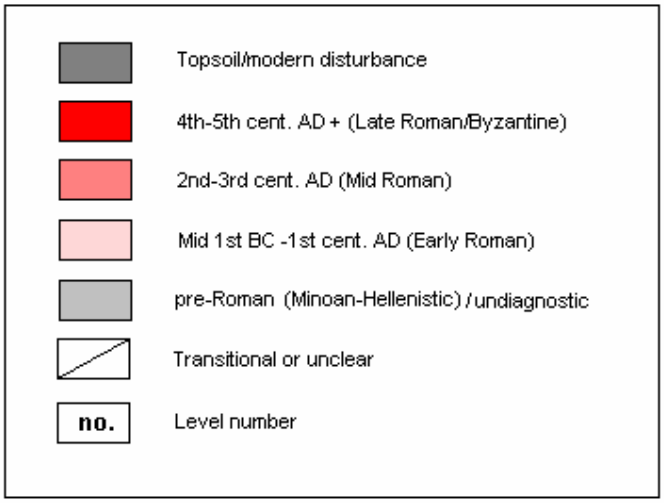

Figures 3.2-3.4: Trenches BA/CA/DA Levels Matrices

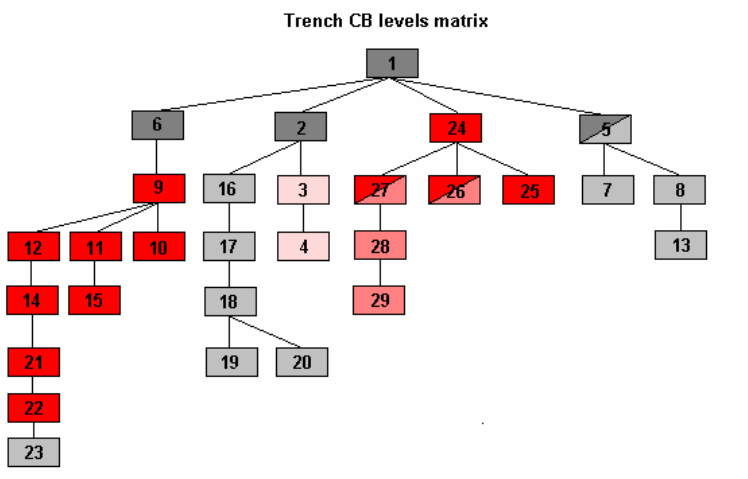

Fig. 3.5

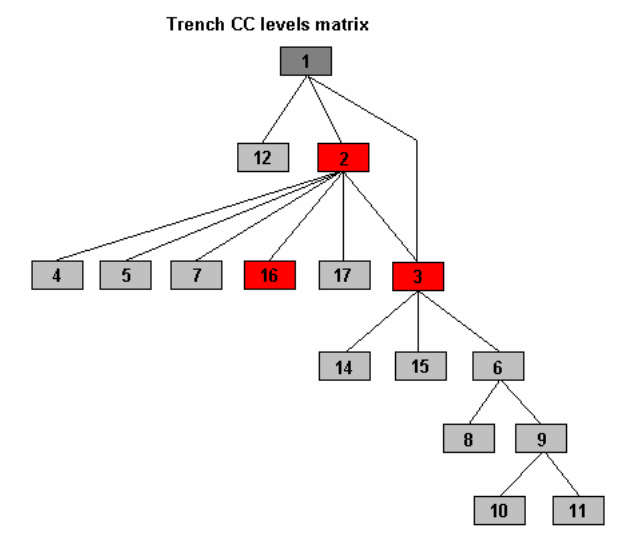

Fig. 3.6



Fig. 3.5-3.6 - *Knossos 2000* - Trench CB/CC: Levels matrix

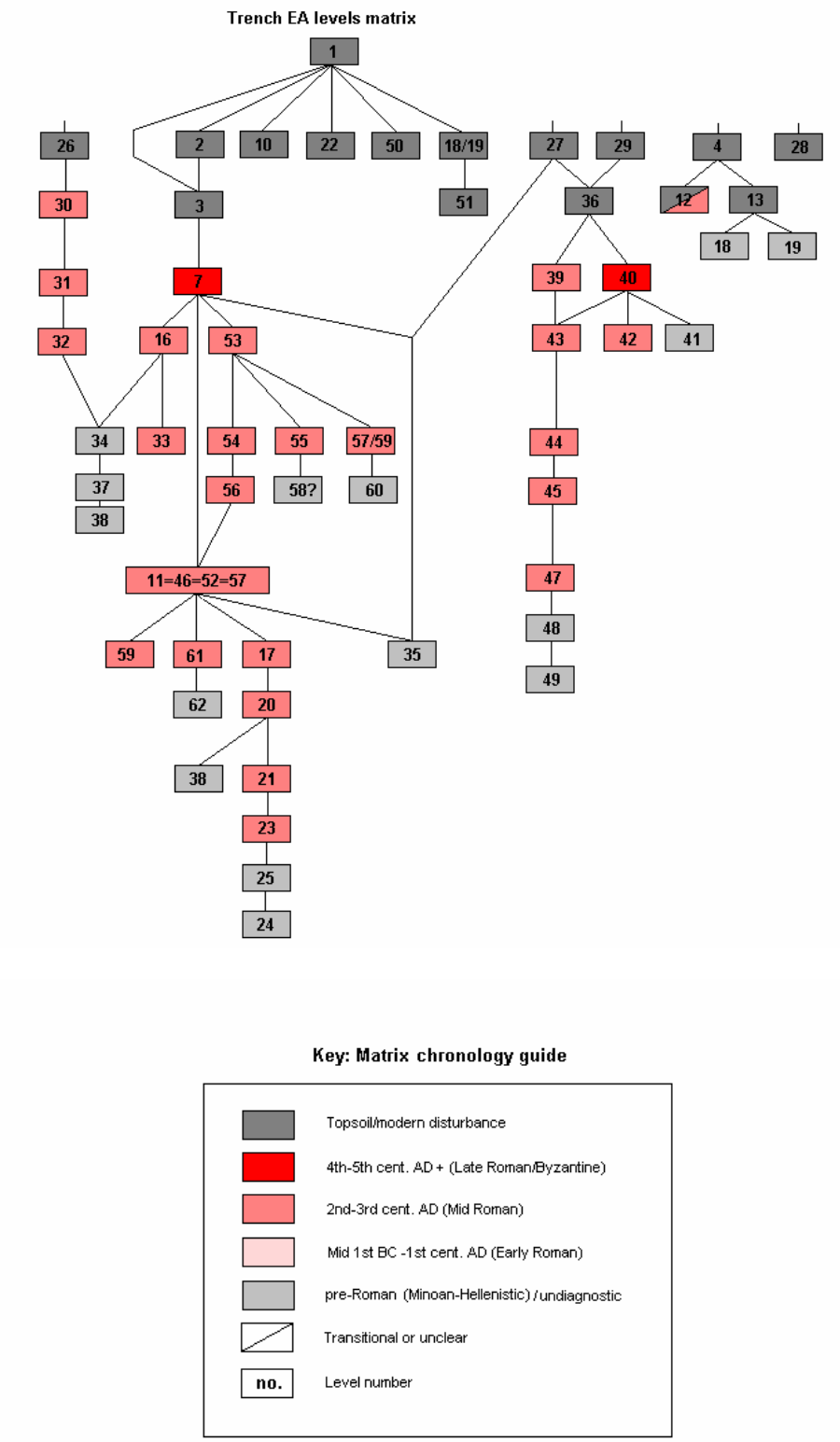

Figure 3.7 ***Knossos 2000*** **- Trench EA: Levels Matrix**

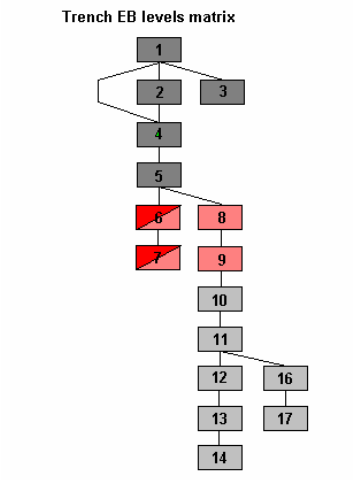

Fig. 3.8

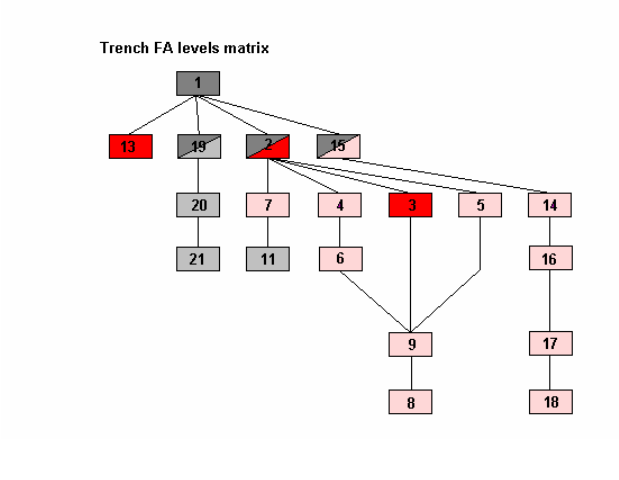

Fig.3.9

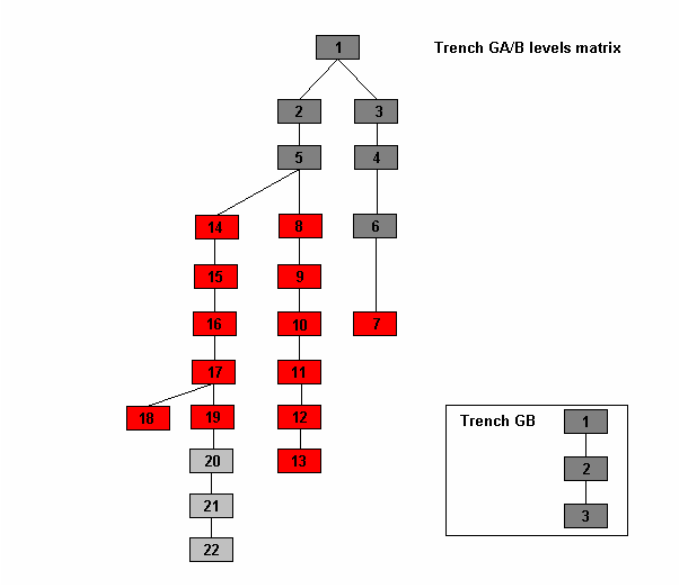

Fig. 3.10

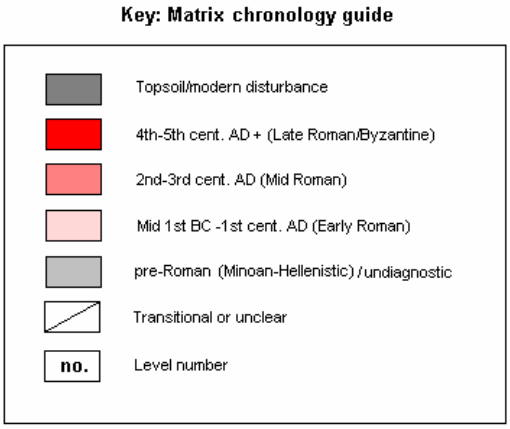

Figure 3.8-3.10 Trench EB/FA/GA/GB: Levels Matrices

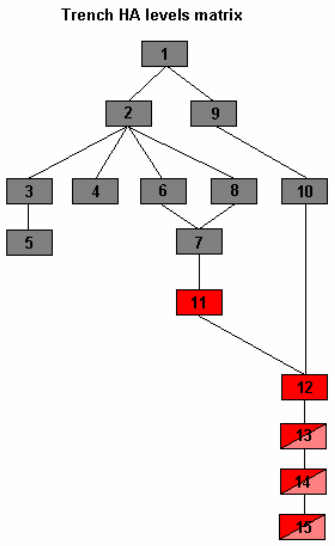

Fig. 3.11

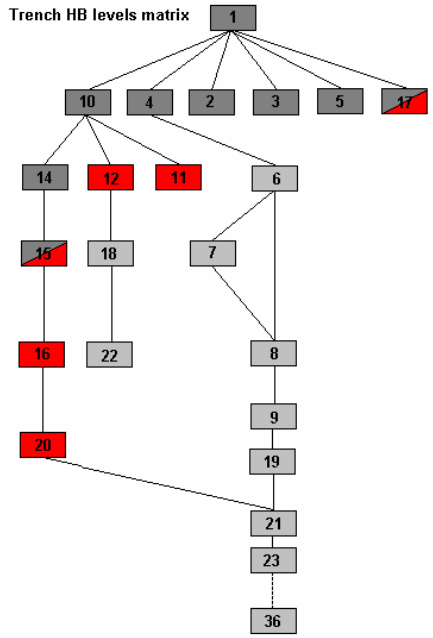

Fig. 3.12

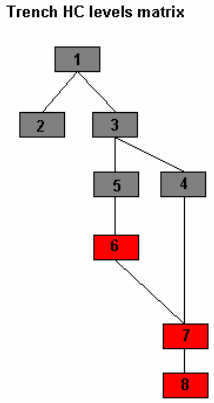

Fig. 3.13

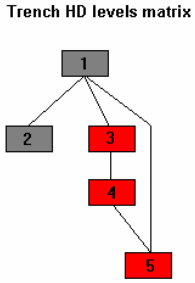

Fig. 3.14

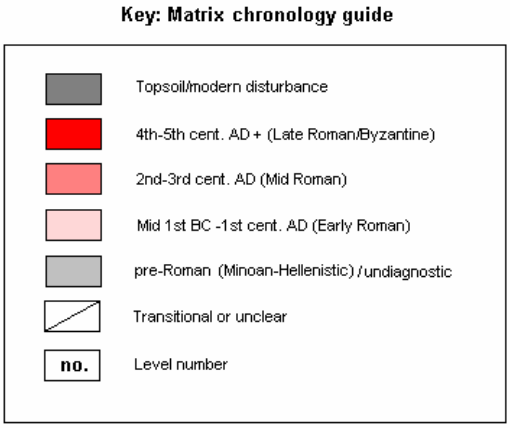

Fig. 3.11-3.14 Trenches HA/HB/HC/HD Levels Matrices

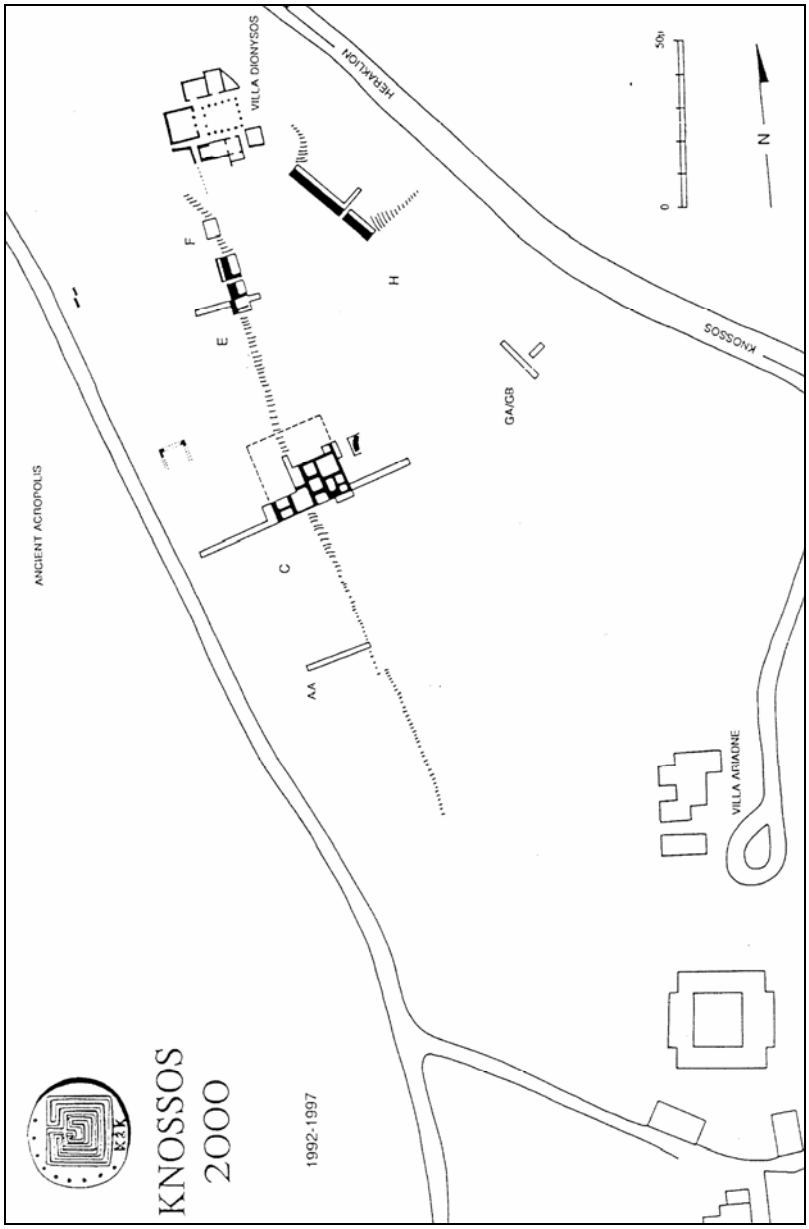

Fig. 3.15. Knossos 2000 – Trench layouts

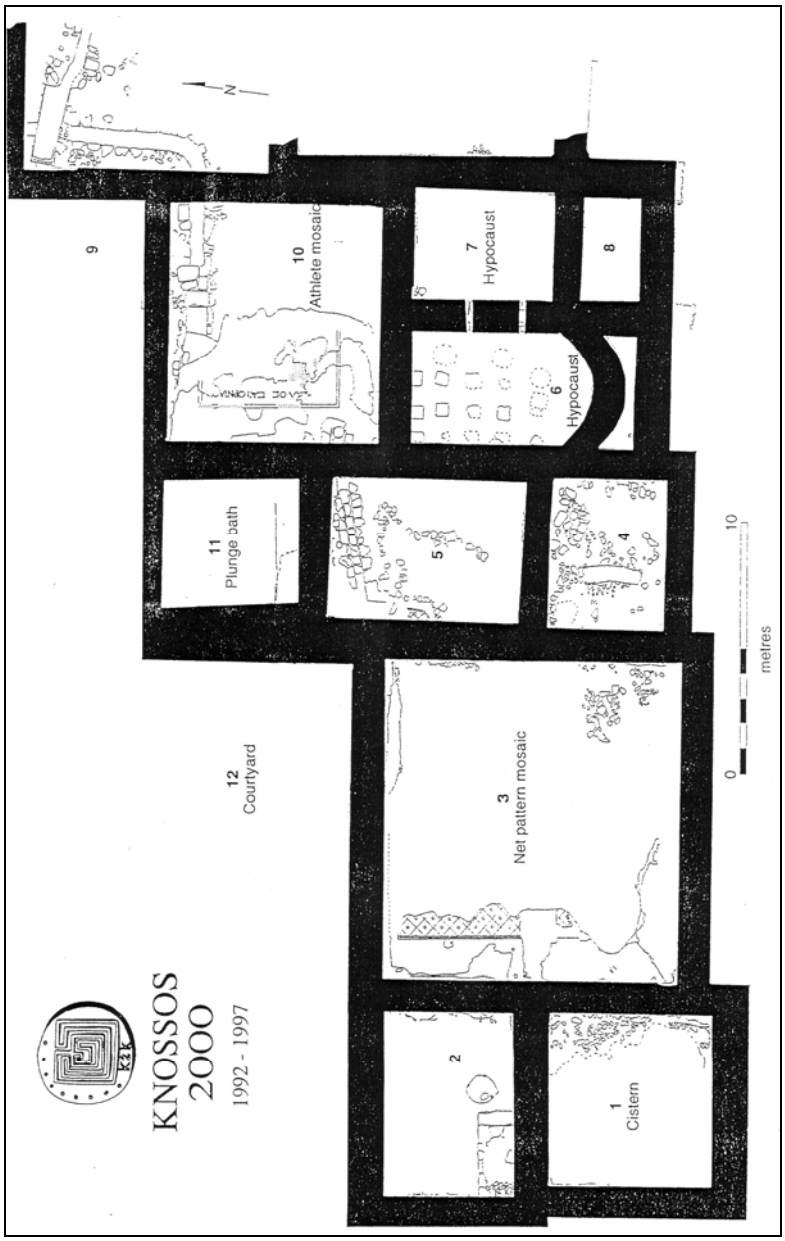

Figure 3.16 Knossos 2000 – Area C

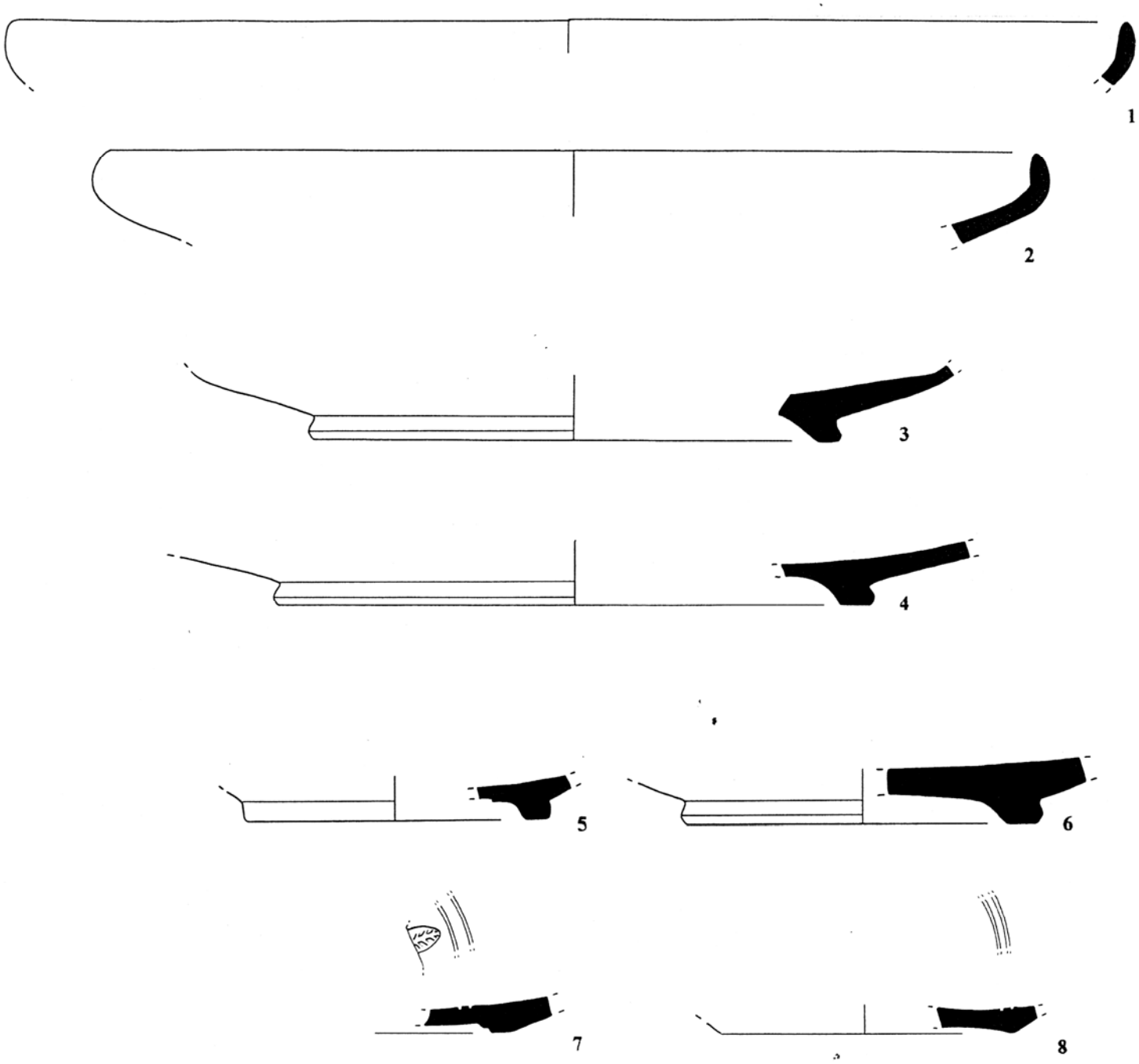

Fig. 4.1. Eastern Sigillata A; Dishes (1-8). Scale 1:2

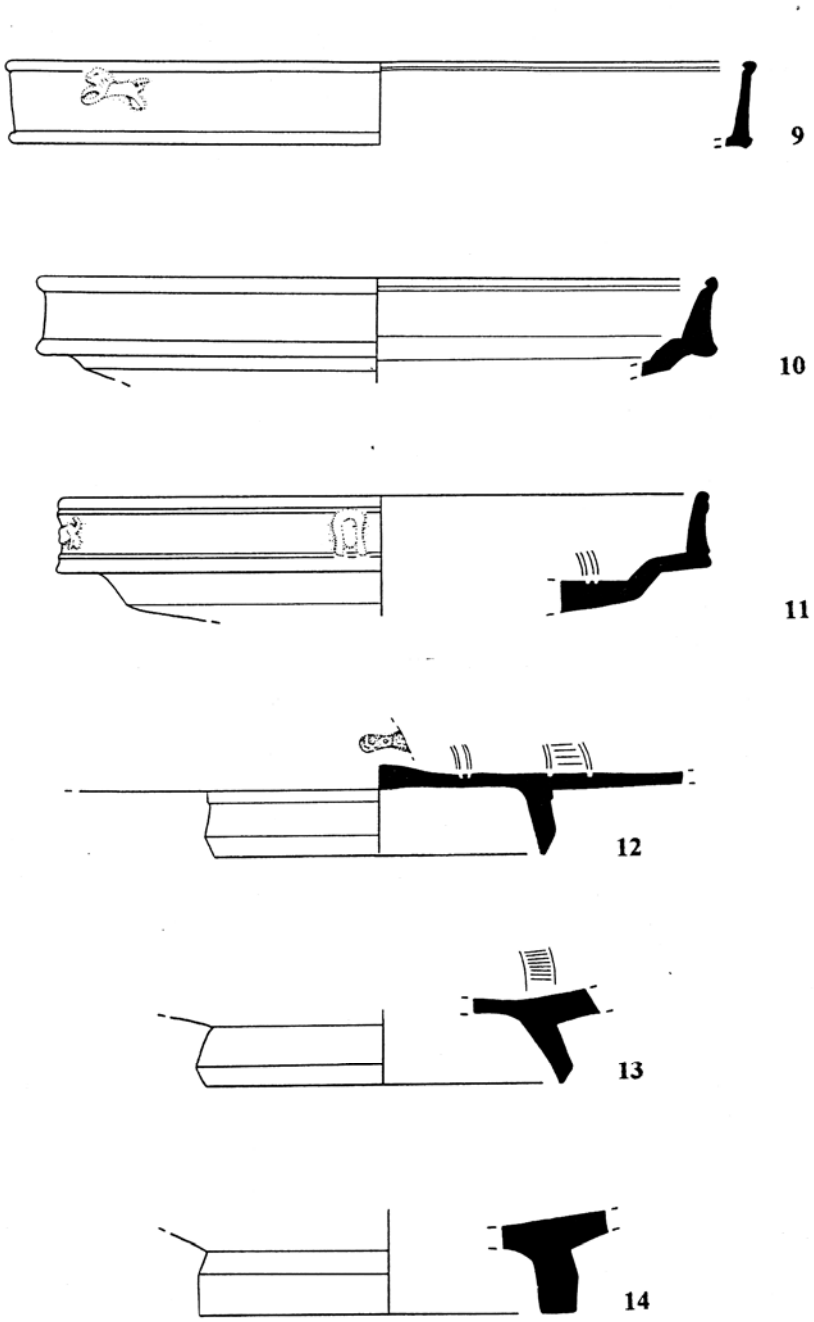

Fig. 4.2. Italian Sigillata; Plates and Platters (9-14). Scale 1:2

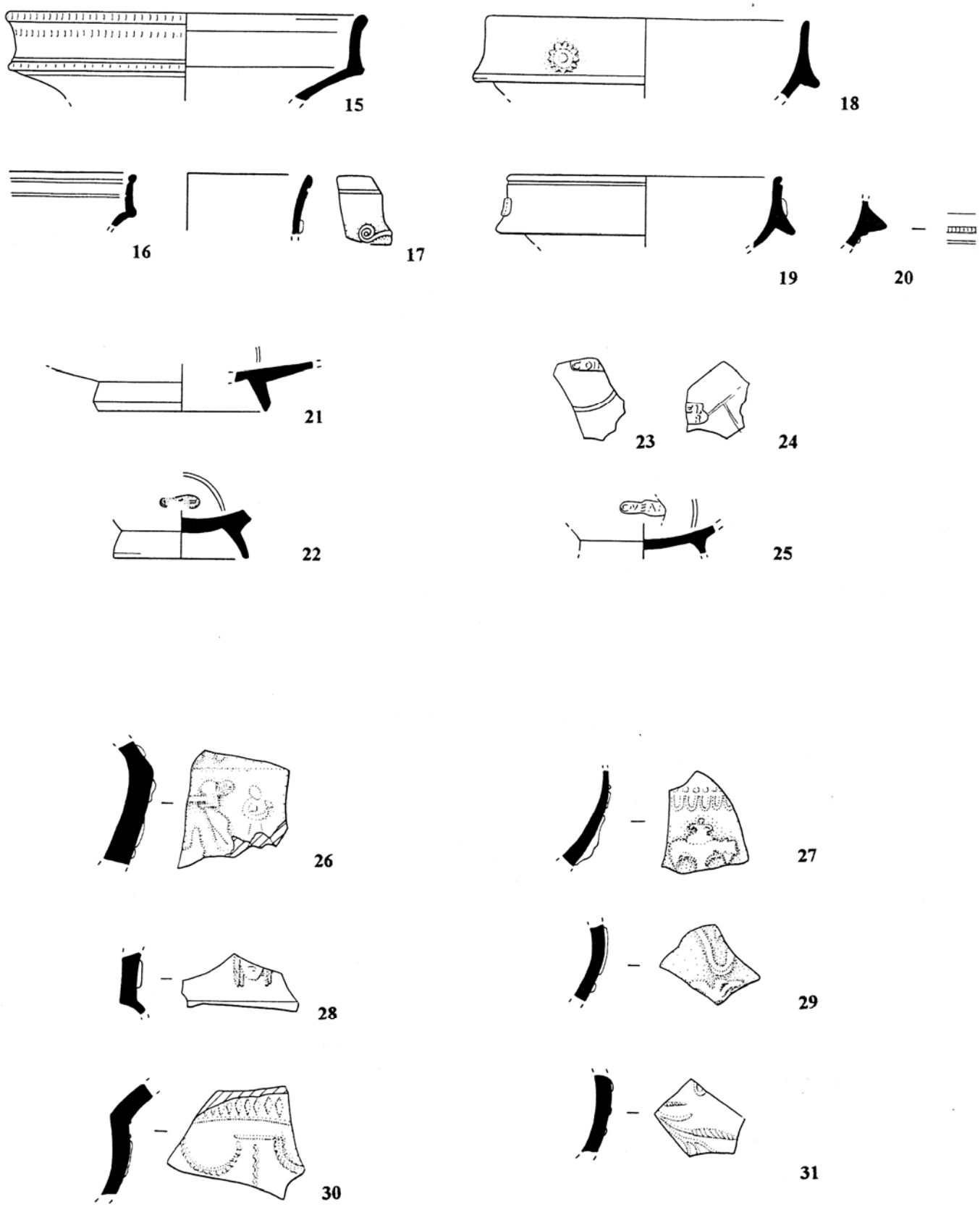

Fig. 4.3. Italian Sigillata; Bowls and misc. decorated fragments (15-31). Scale 1:2

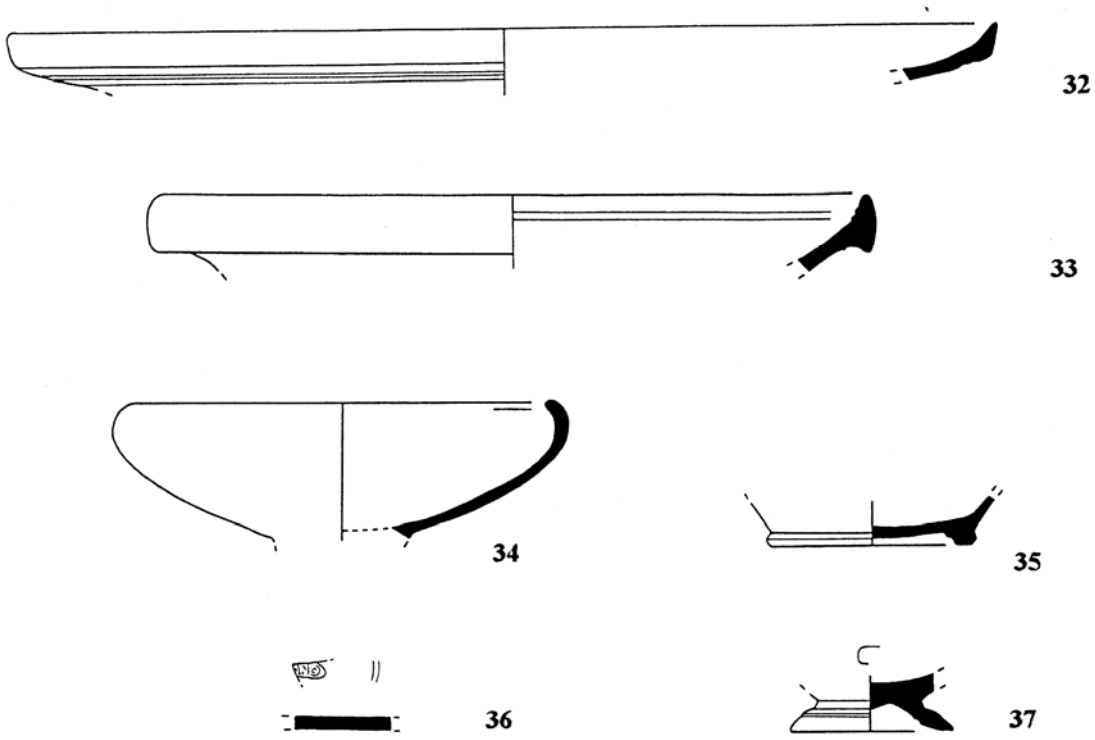

Fig. 4.4. Eastern Sigillata B1; Various forms (32-37). Scale 1:2

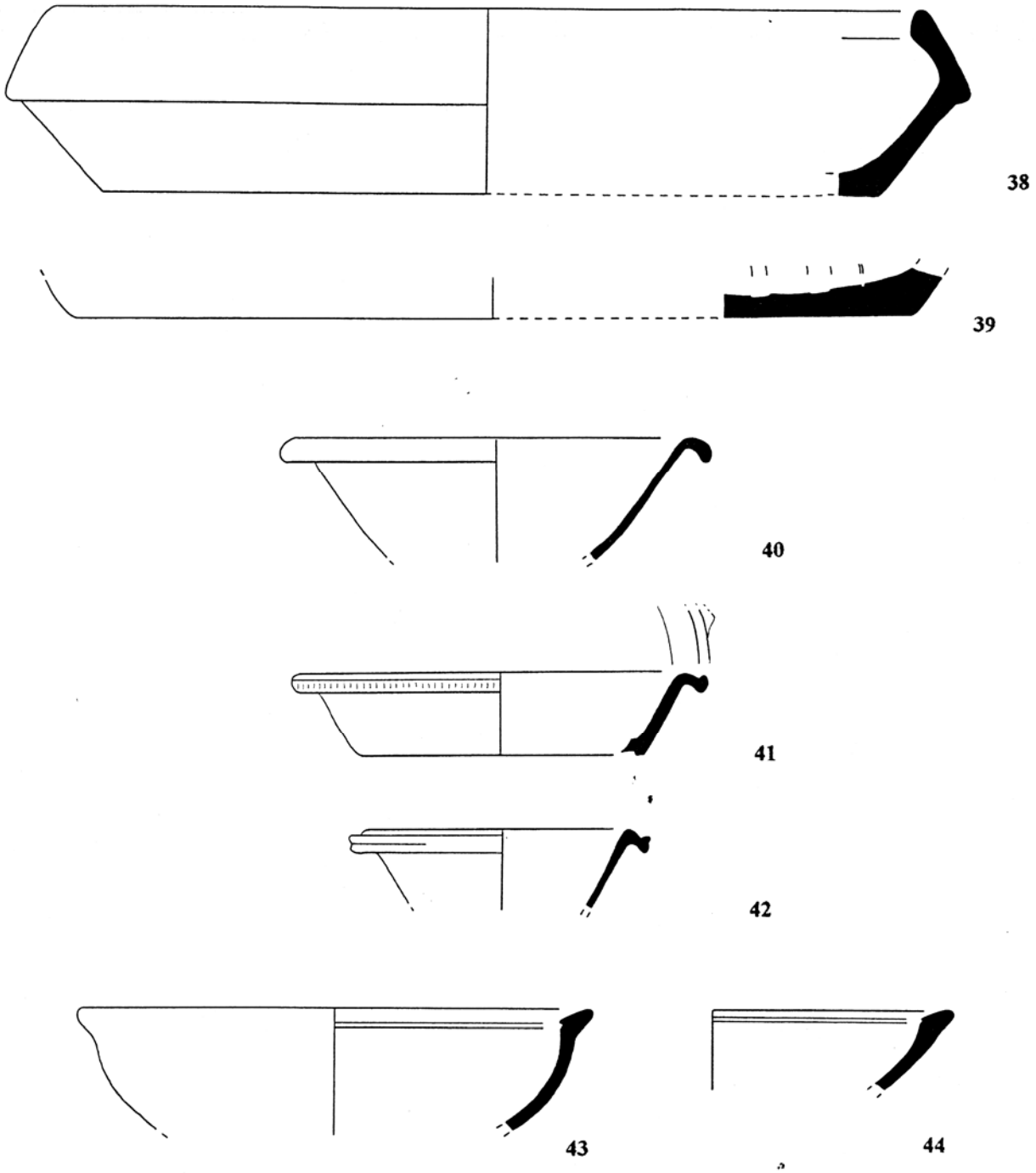

Fig. 4.5. Eastern Sigillata B2; Various forms (38-44). Scale 1:2

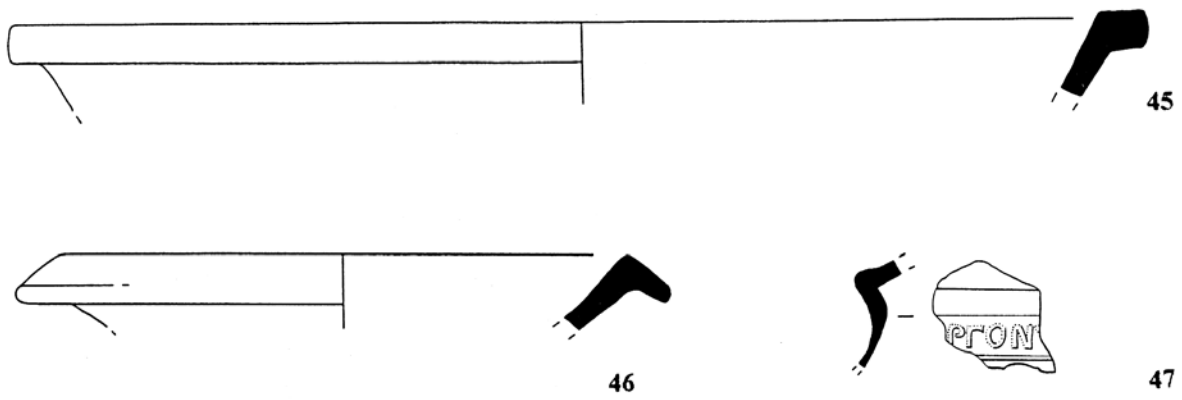

Fig. 4.6. Çandarli Ware; Early Forms (45-47). Scale 1:2

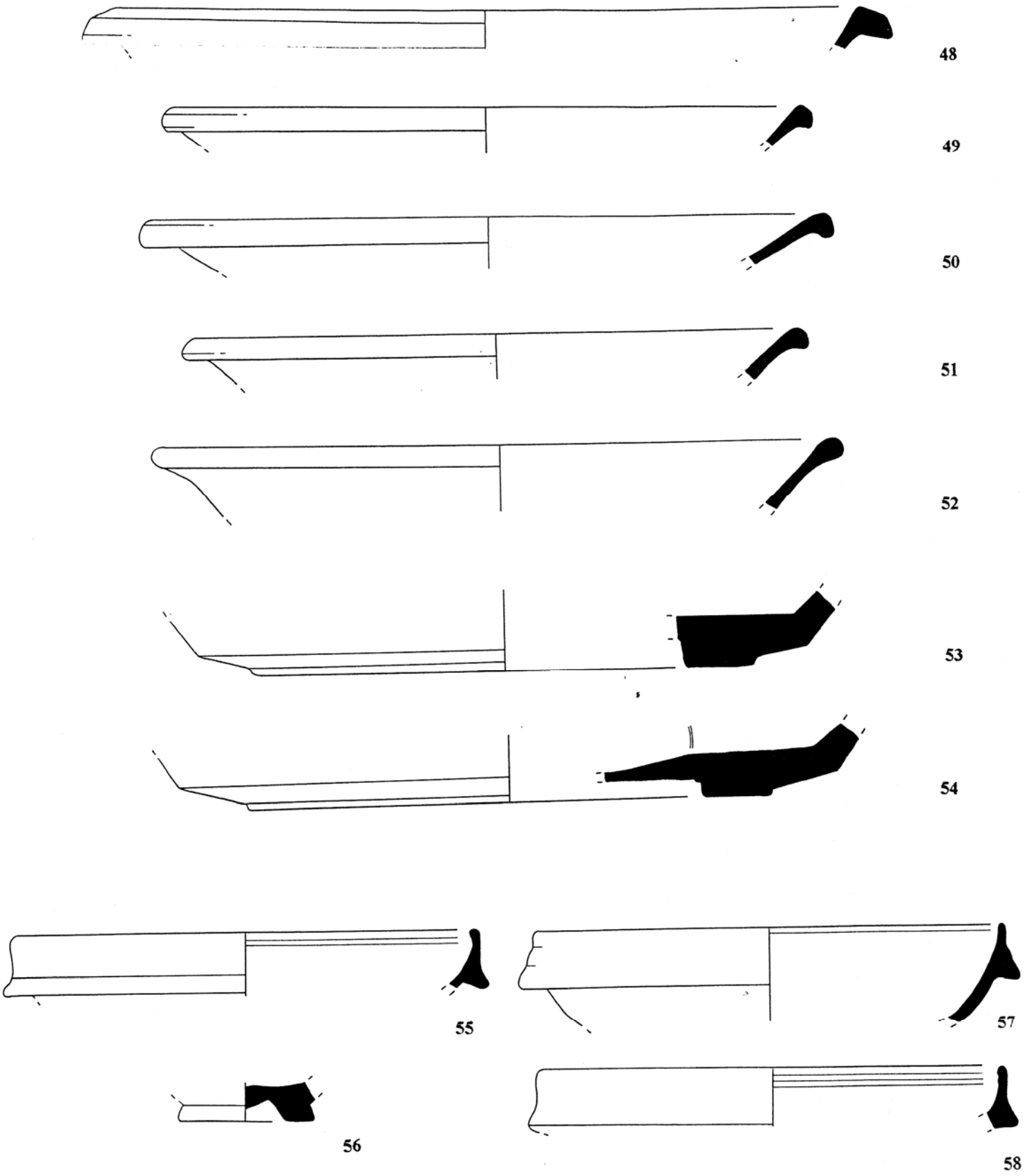

Fig. 4.7. Çandarli Ware; Late Forms 1-3 (48-58). Scale 1:2

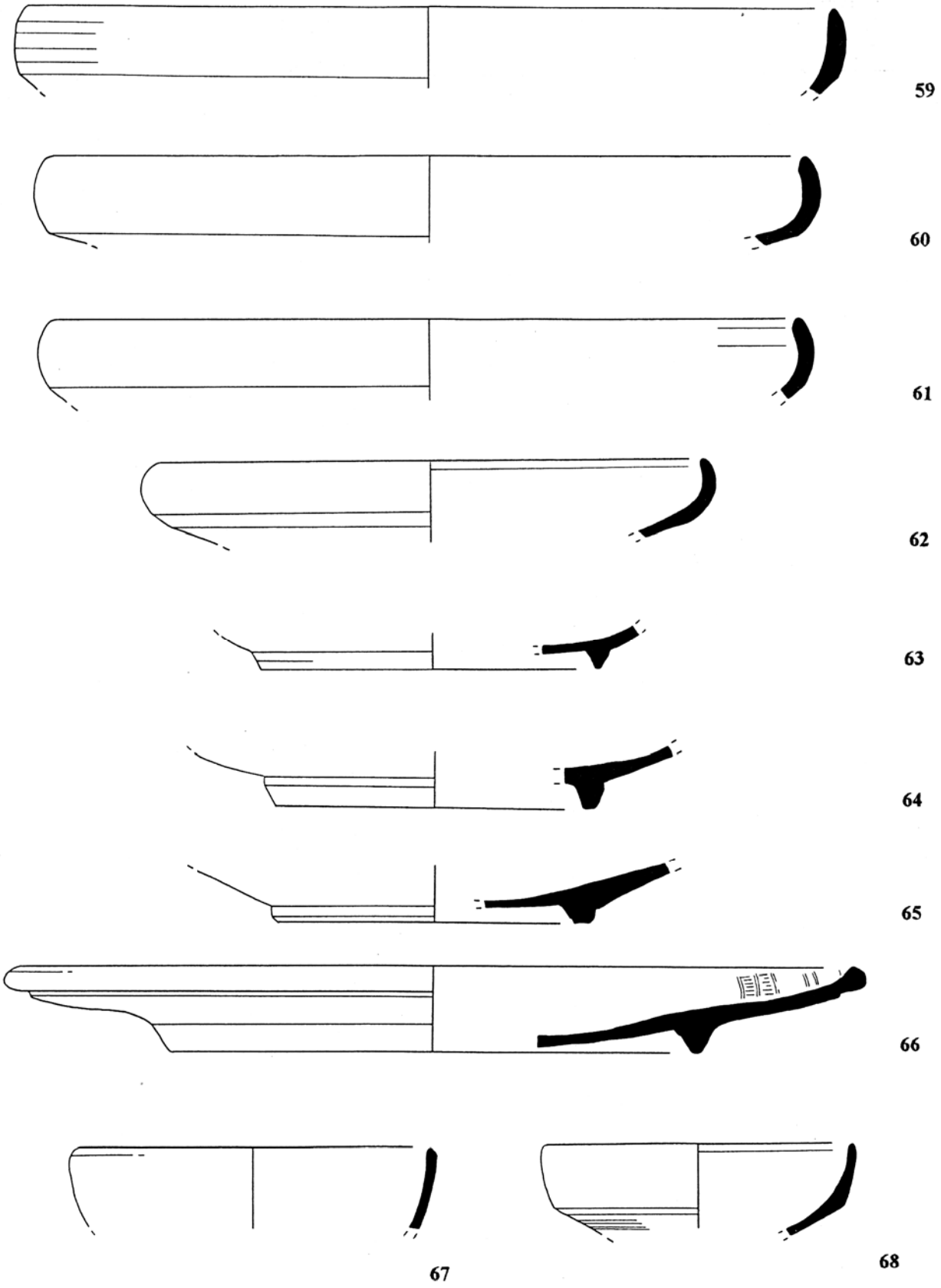

Fig. 4.8. Çandarli Ware; Late Forms 4-6. (59-68). Scale 1:2

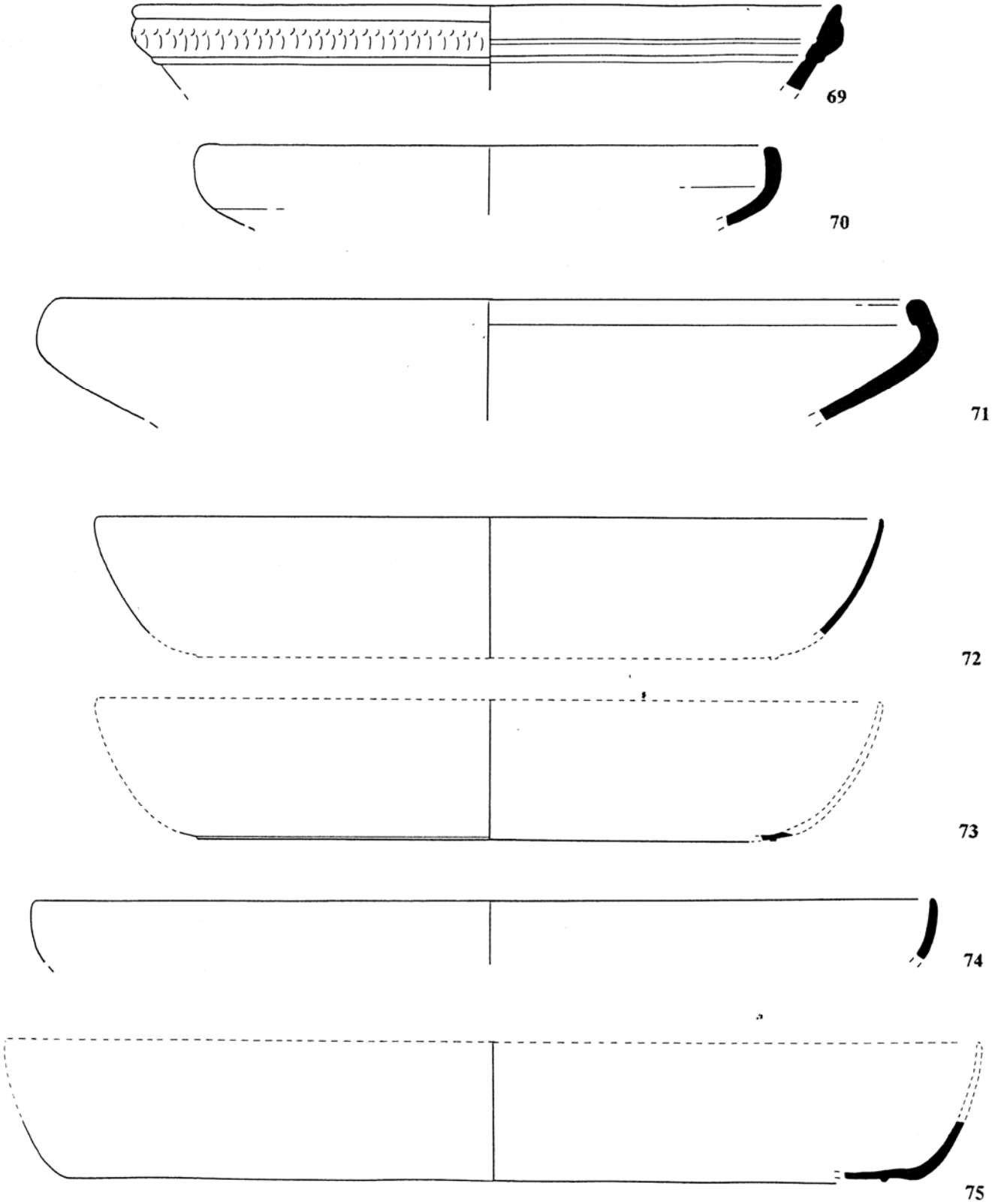

Fig. 4.9. African Red Slip Wares; Forms 8A,14,50A (69-75). Scale 1:2

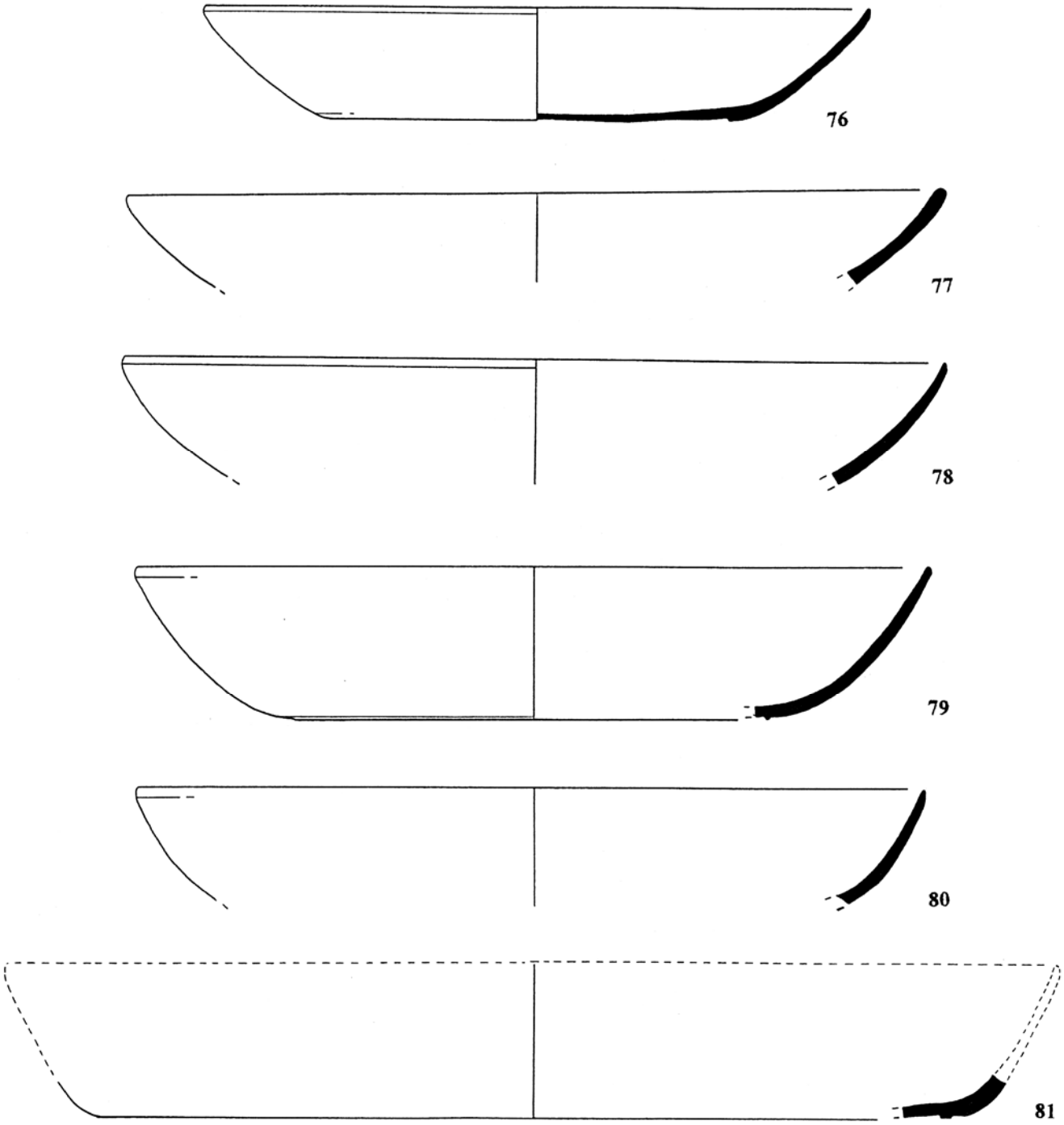

Fig. 4.10. African Red Slip Wares; Forms 50A/B (76-81). Scale 1:2

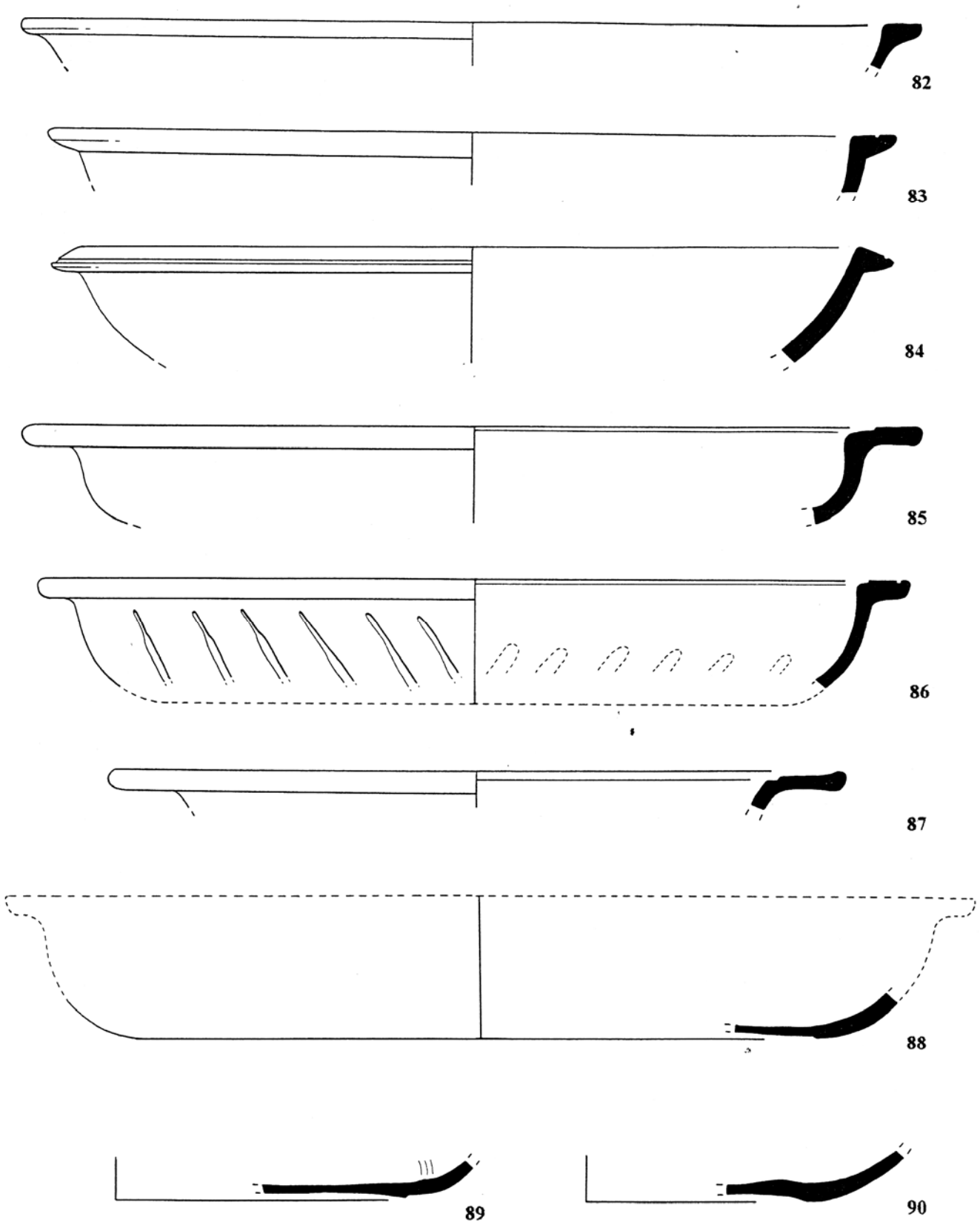

Fig. 4.11. African Red Slip Wares; Forms 32/58,59A/B (82-90). Scale 1:2

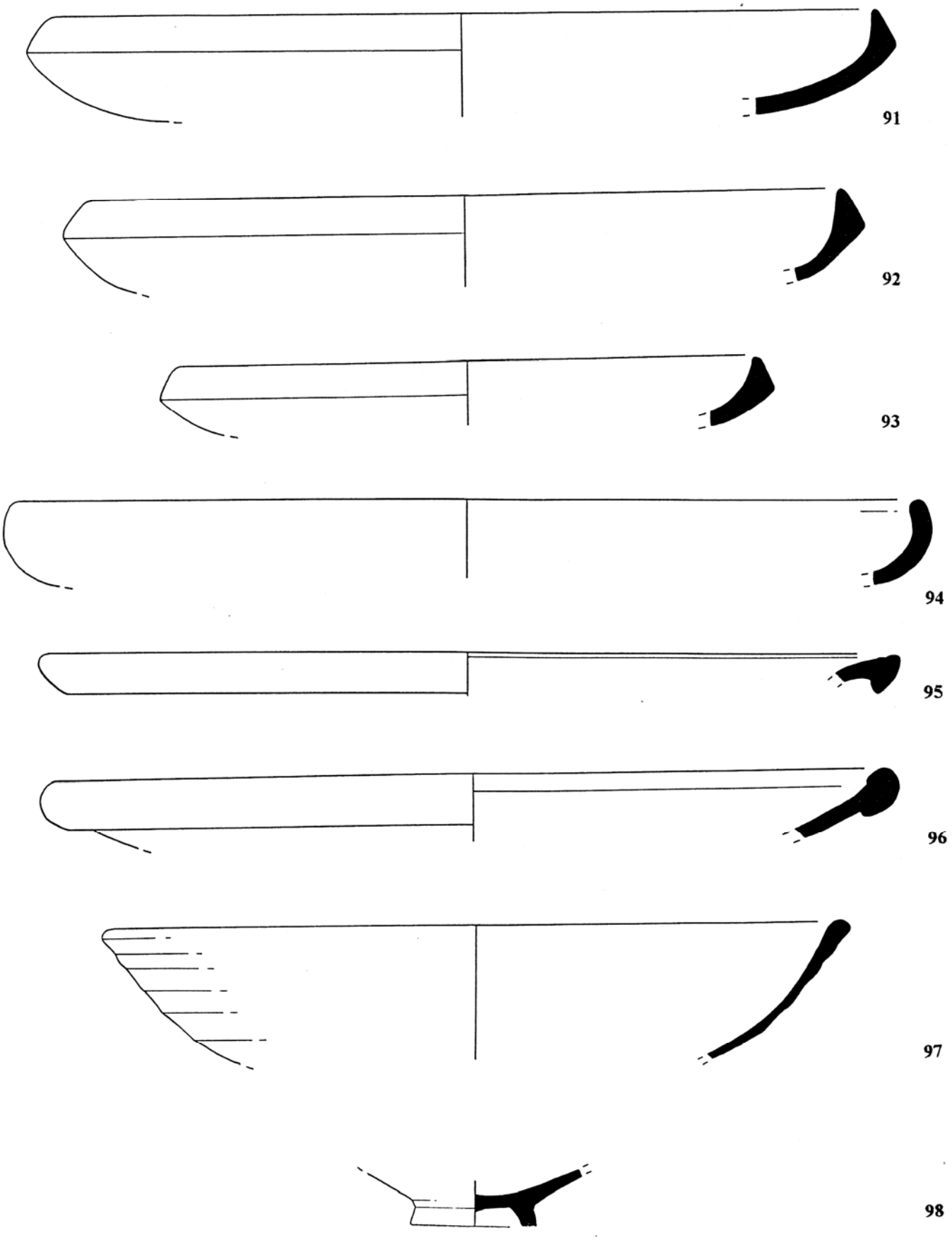

Fig. 4.12. African Red Slip Wares; Forms 61-2, 67, 105, misc. (91-98). Scale 1:2

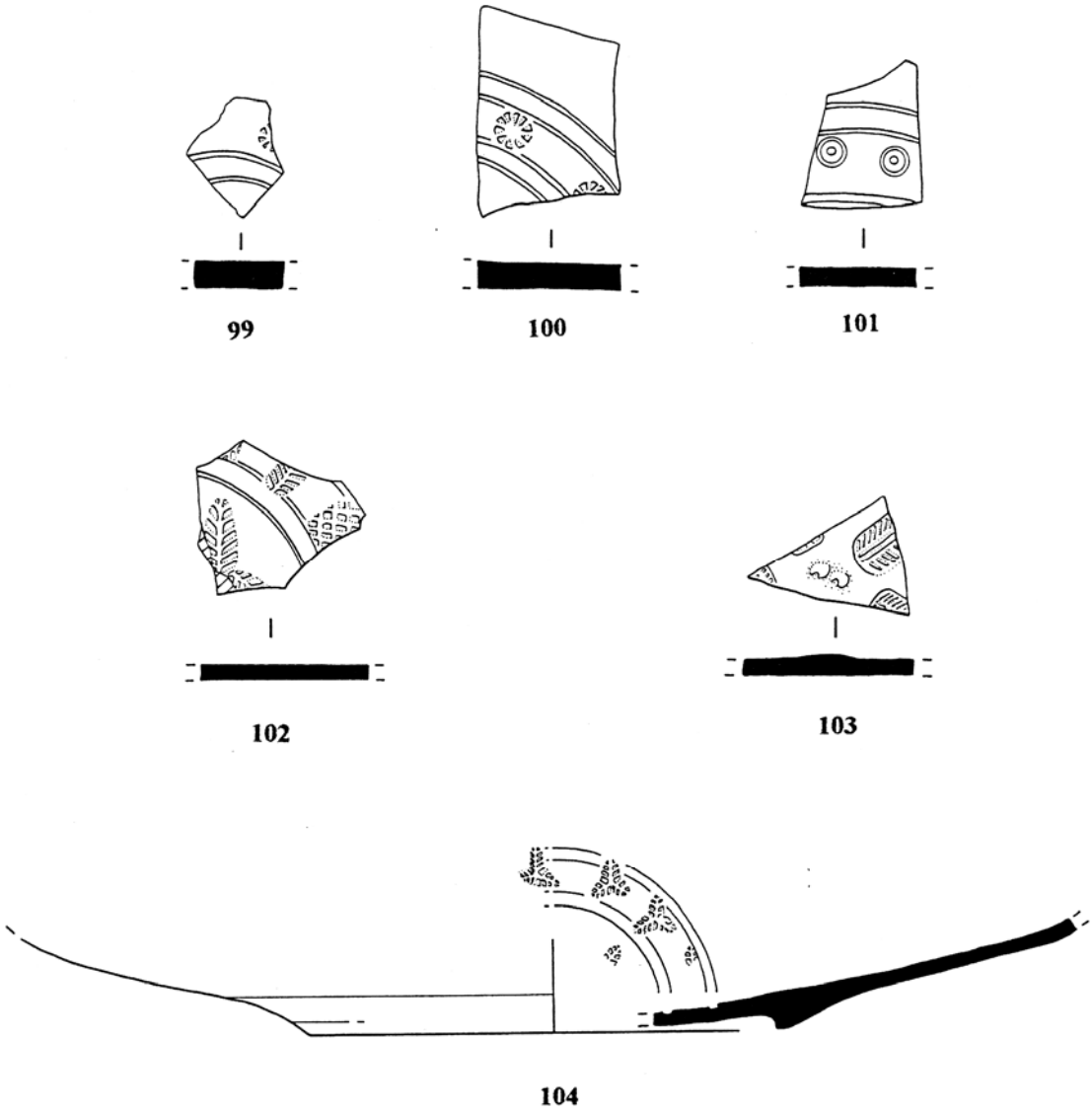

Fig. 4.13. Red Slip Wares; Stamps (99-104). Scale 1:2

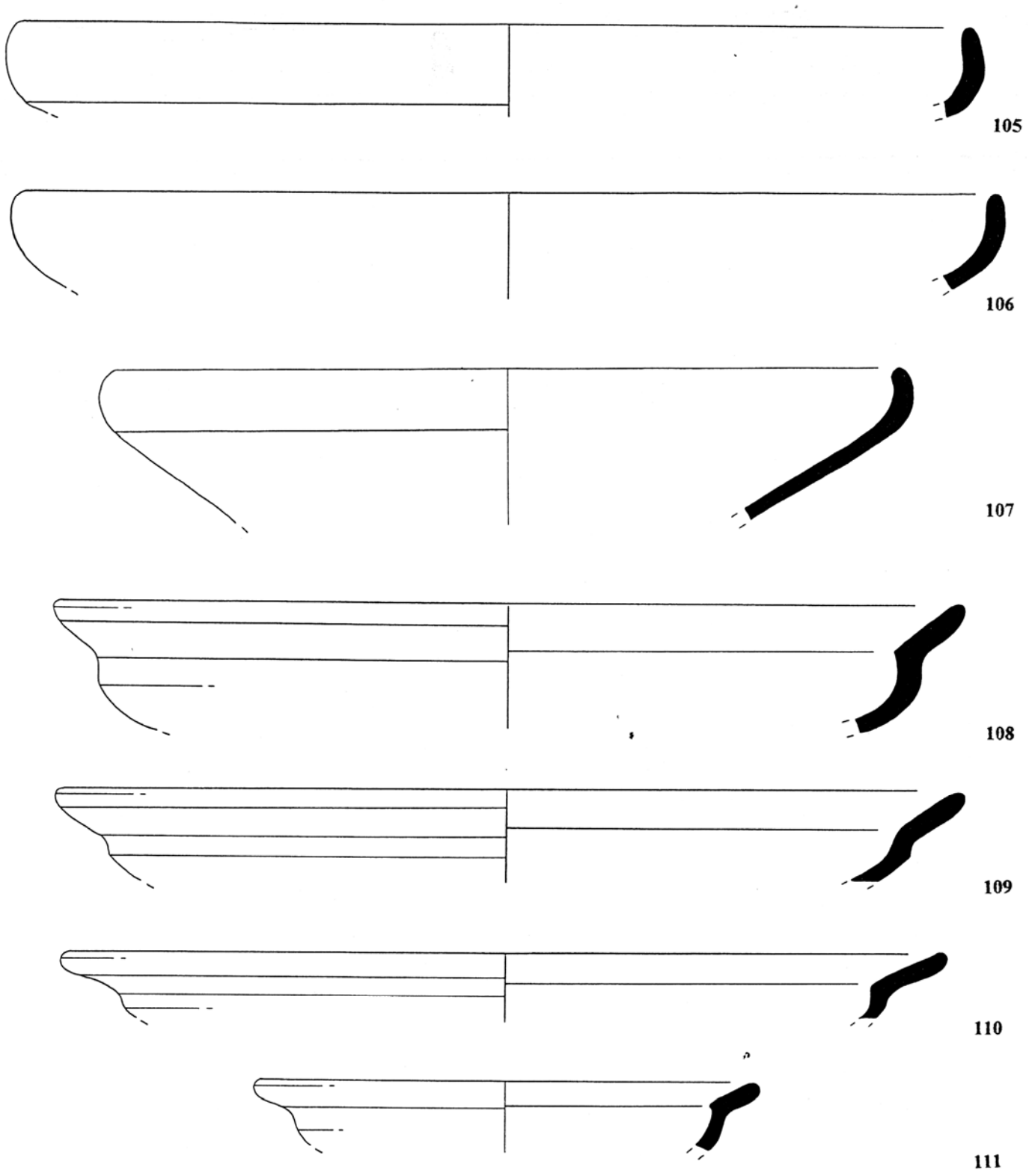

Fig. 4.14. Phocaean Ware; Forms 1-2 (105-111). Scale 1:2

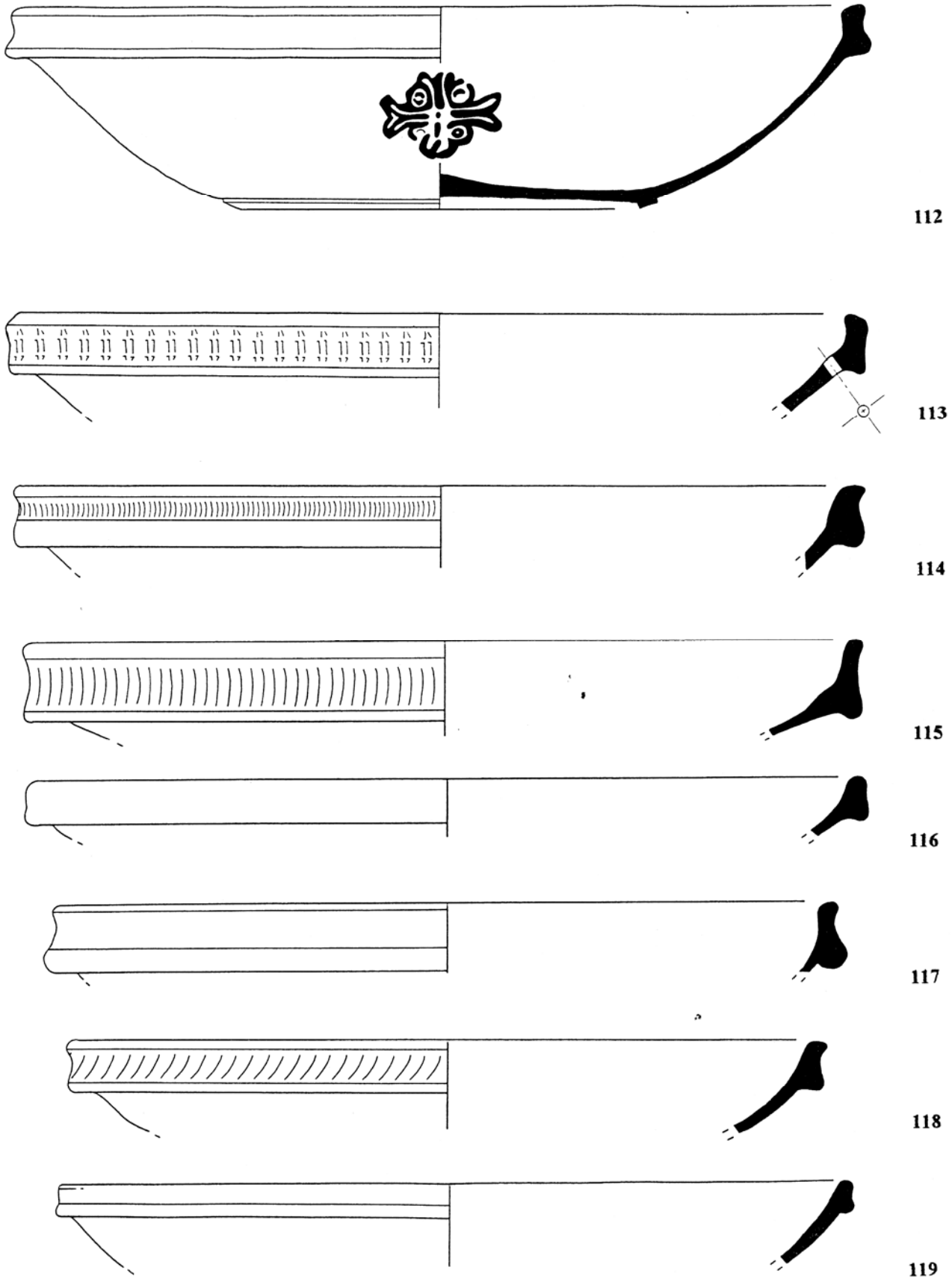

Fig. 4.15. Phocaean Ware; Form 3 (112-119). Scale 1:2

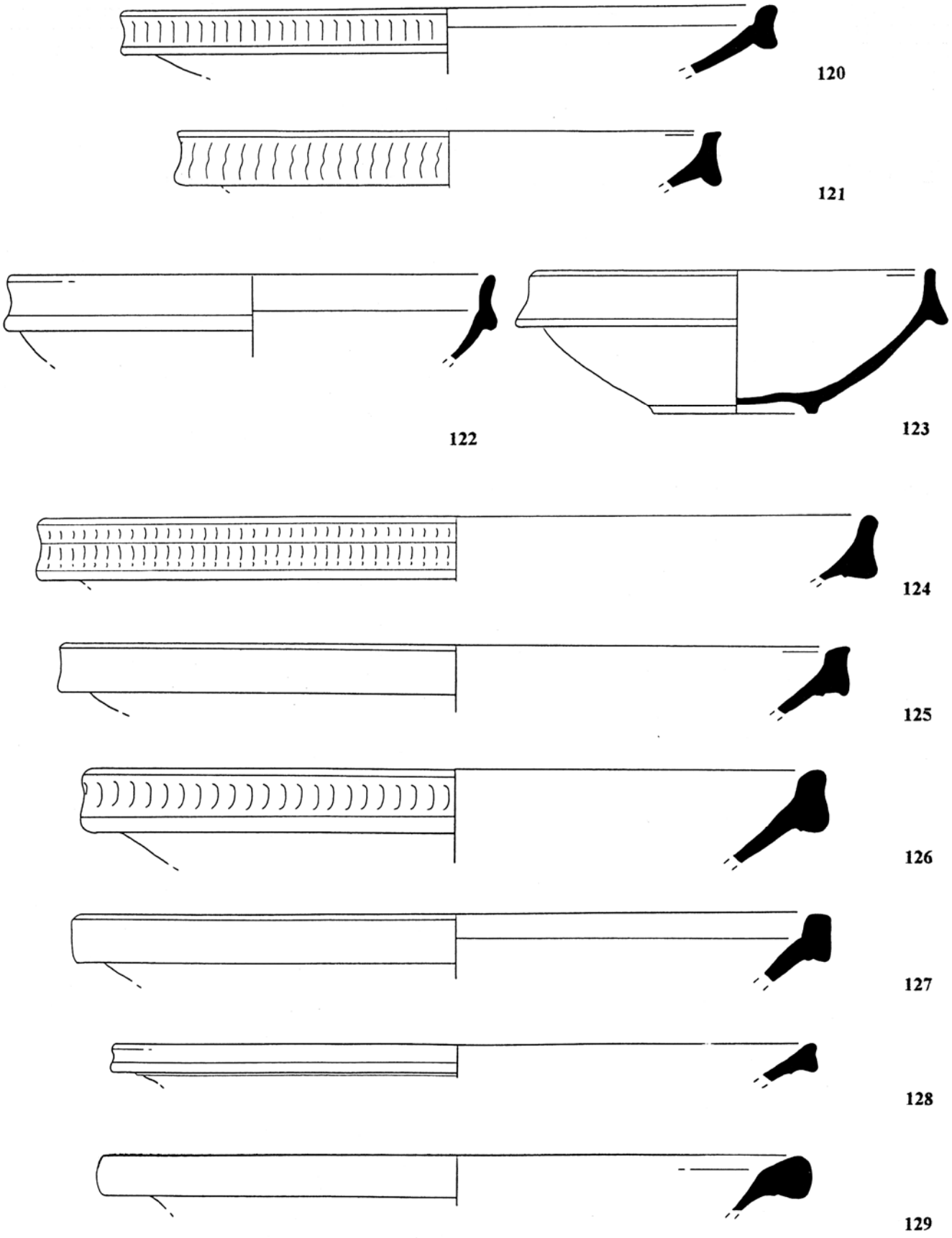

Fig. 4.16. Phocaean Ware; Forms 3,10 (120-129). Scale 1:2

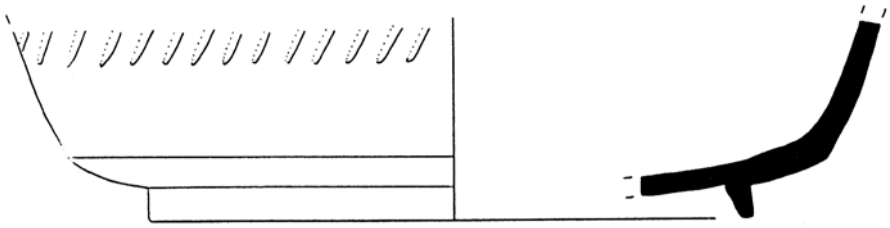

130

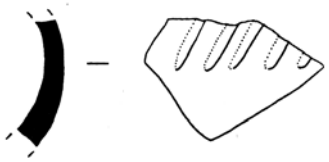

131

Fig. 4.17. Misc. Late Roman Wares (130-131). Scale 1:2

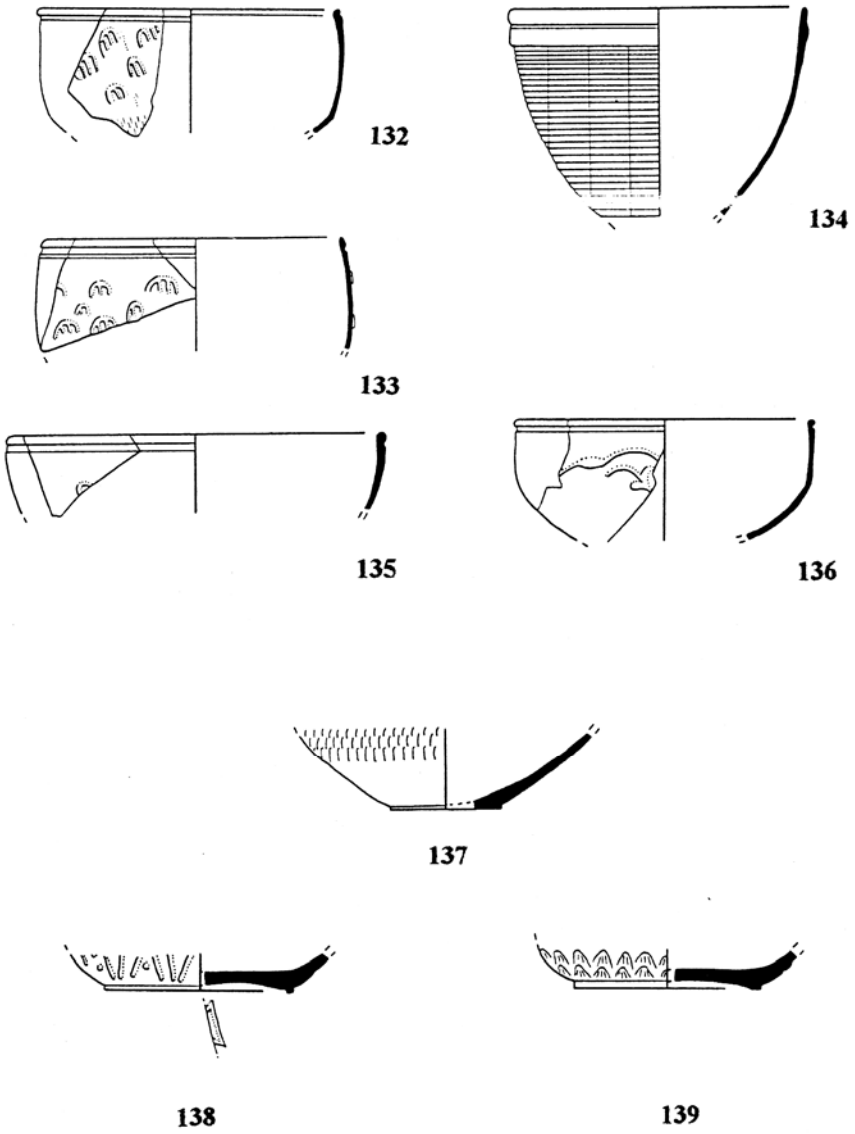

Fig. 4.18. Thin-walled wares; Cups (132-139). Scale 1:2

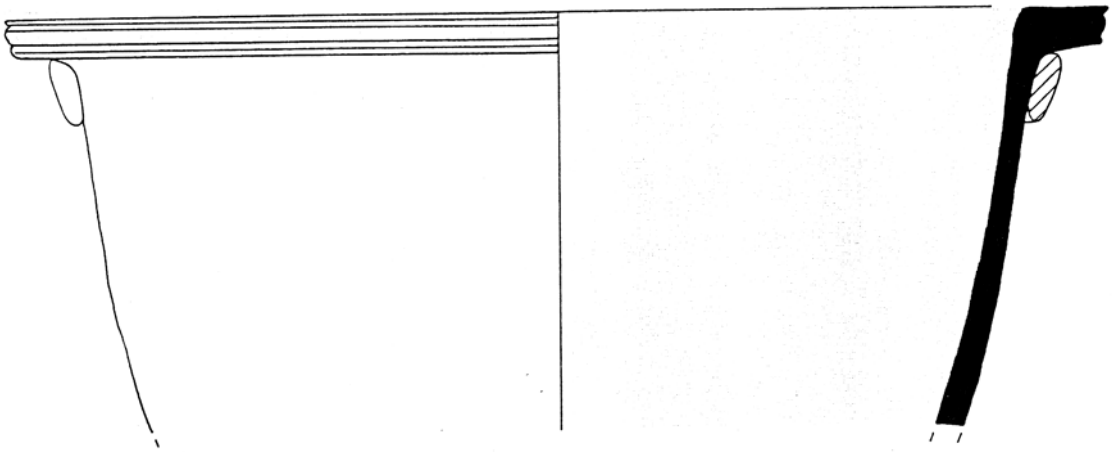

140

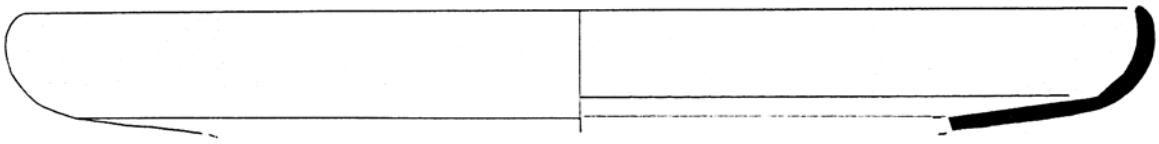

141

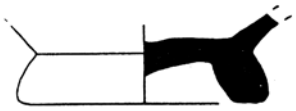

142

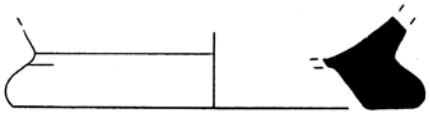

143

Fig. 4.19. Local Colour-Coated Wares (140-143). Scale 1:2

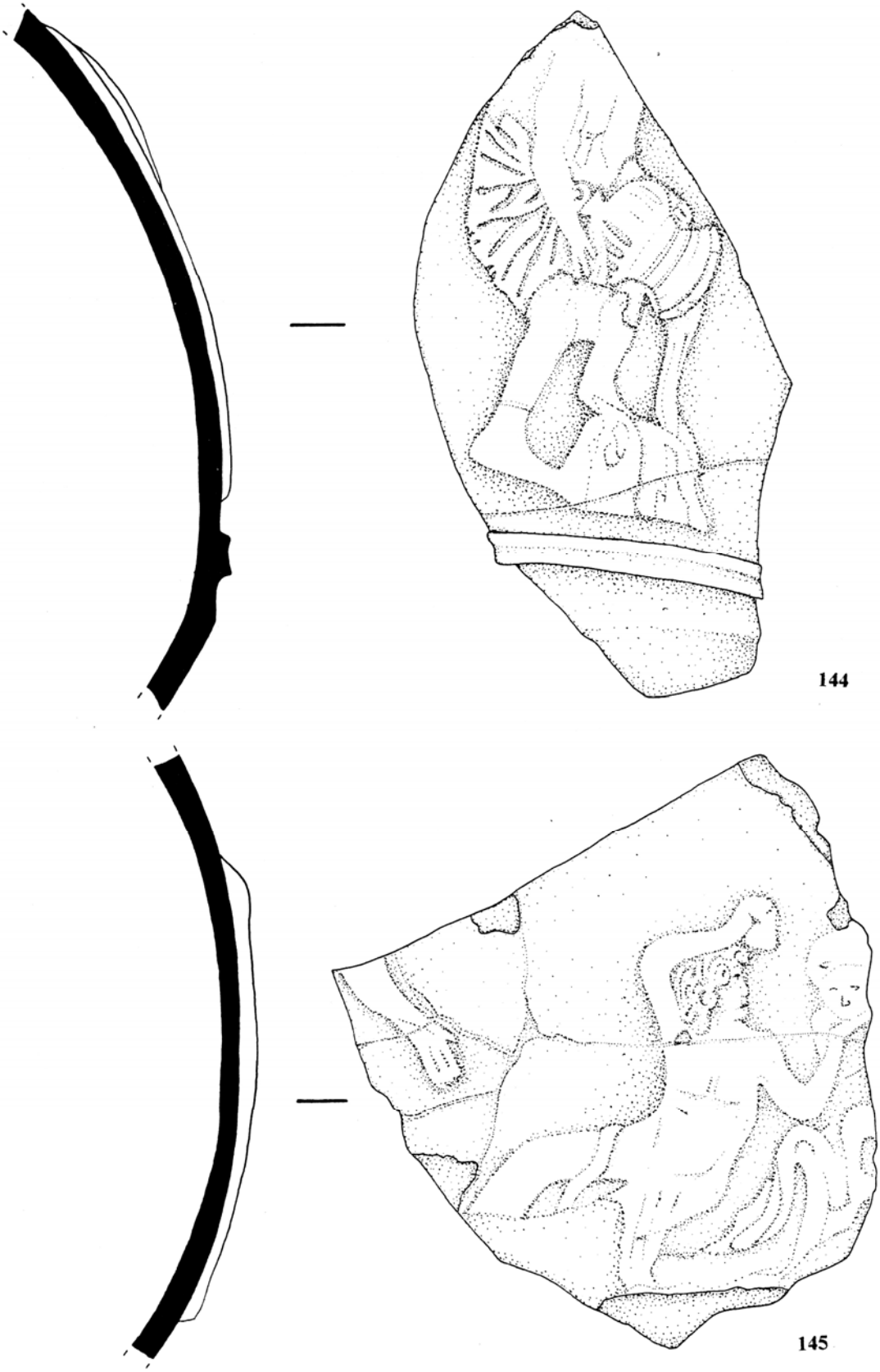

Fig. 4.20. Misc. Glazed wares (144-145). Scale 1:2

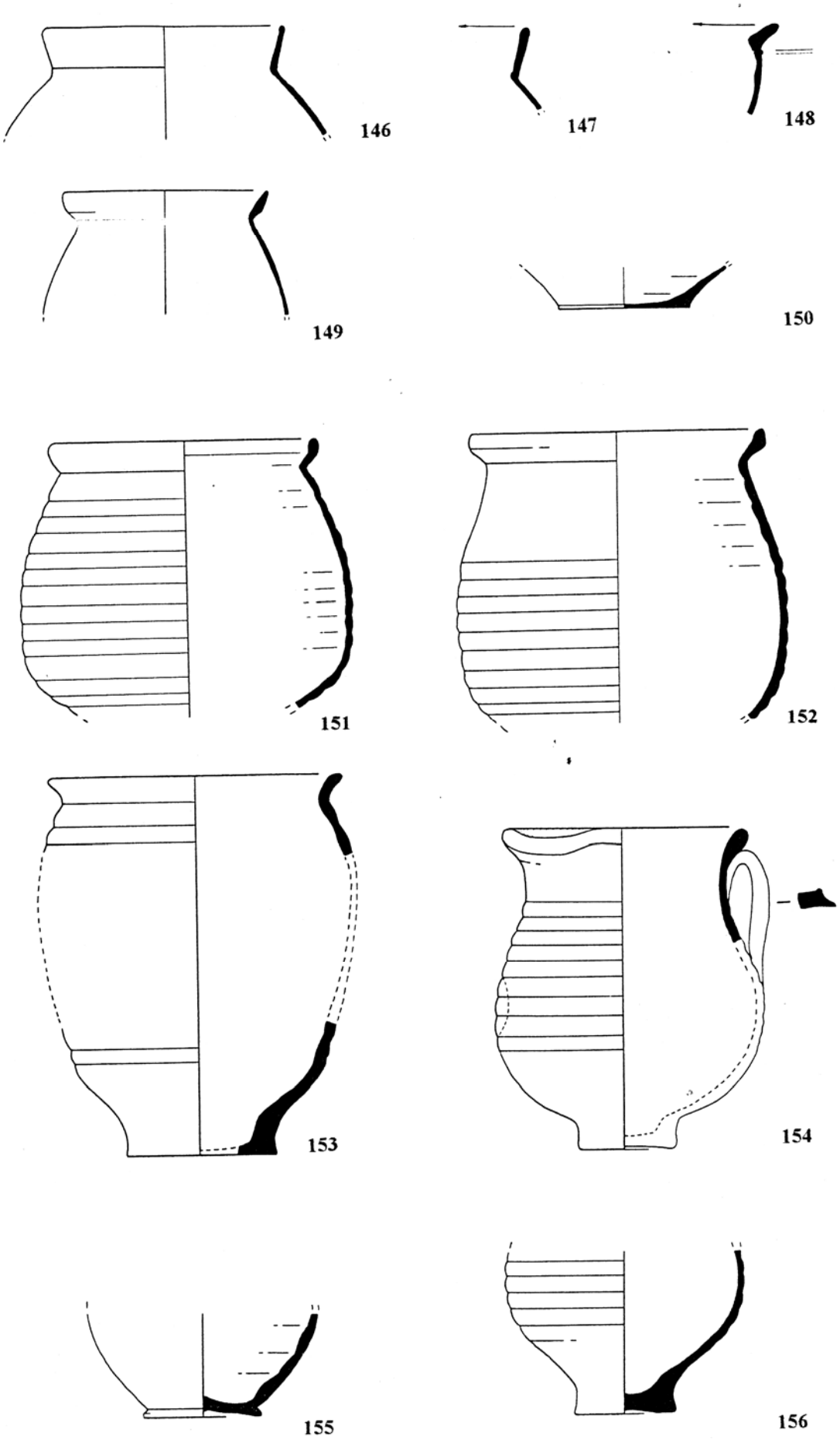

Fig. 4.21. Thin-walled coarse-wares (146-156). Scale 1:2

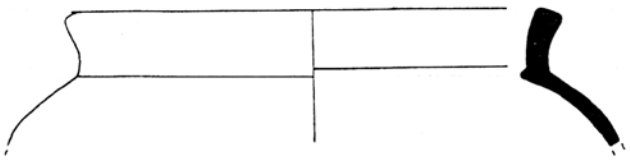

157

158

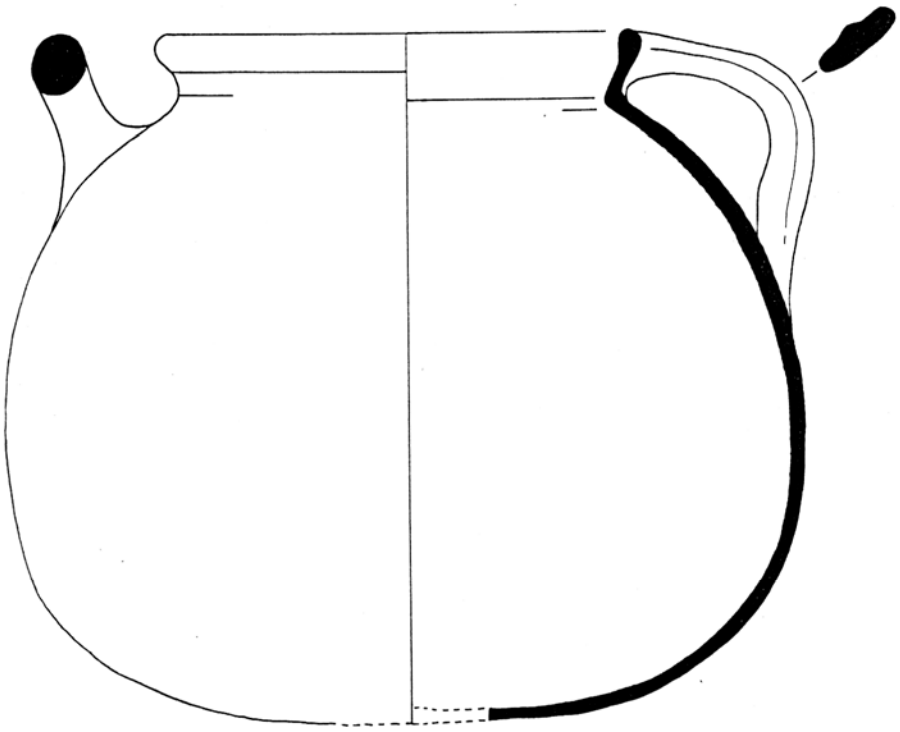

159

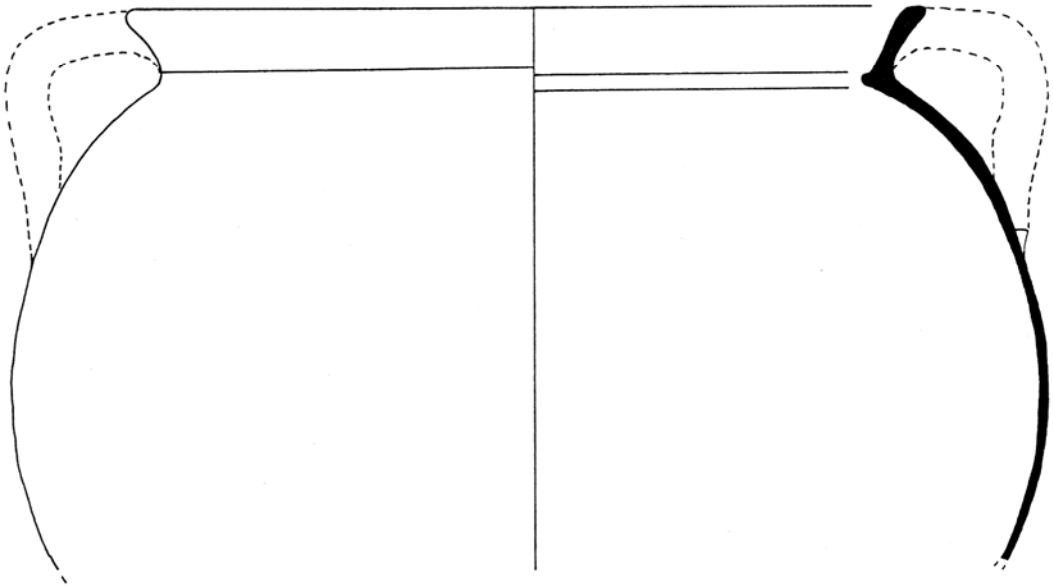

160

Fig. 4.22. Cooking wares (157-160). Scale 1:2

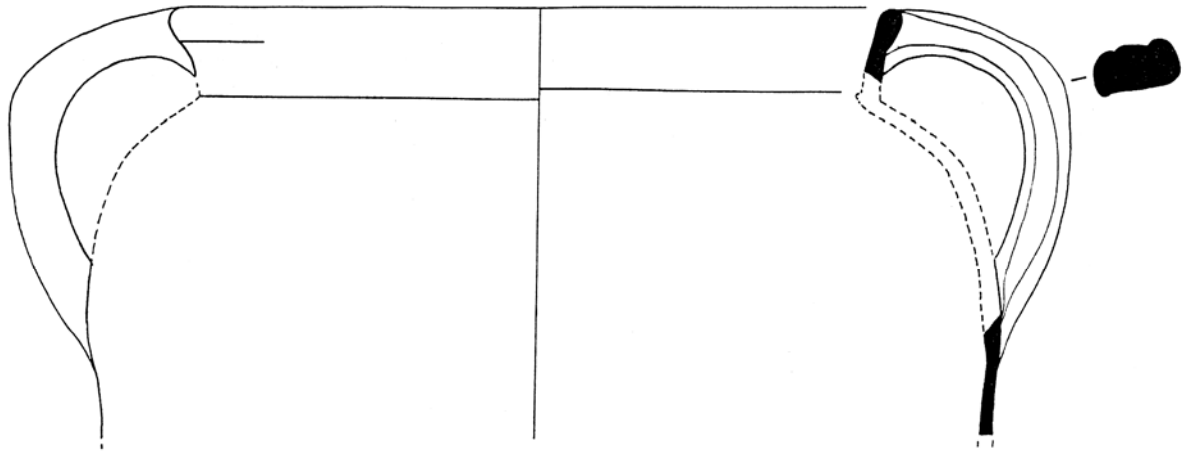

161

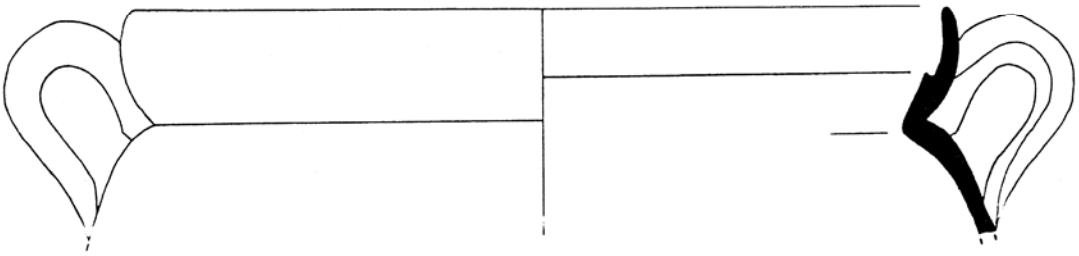

162

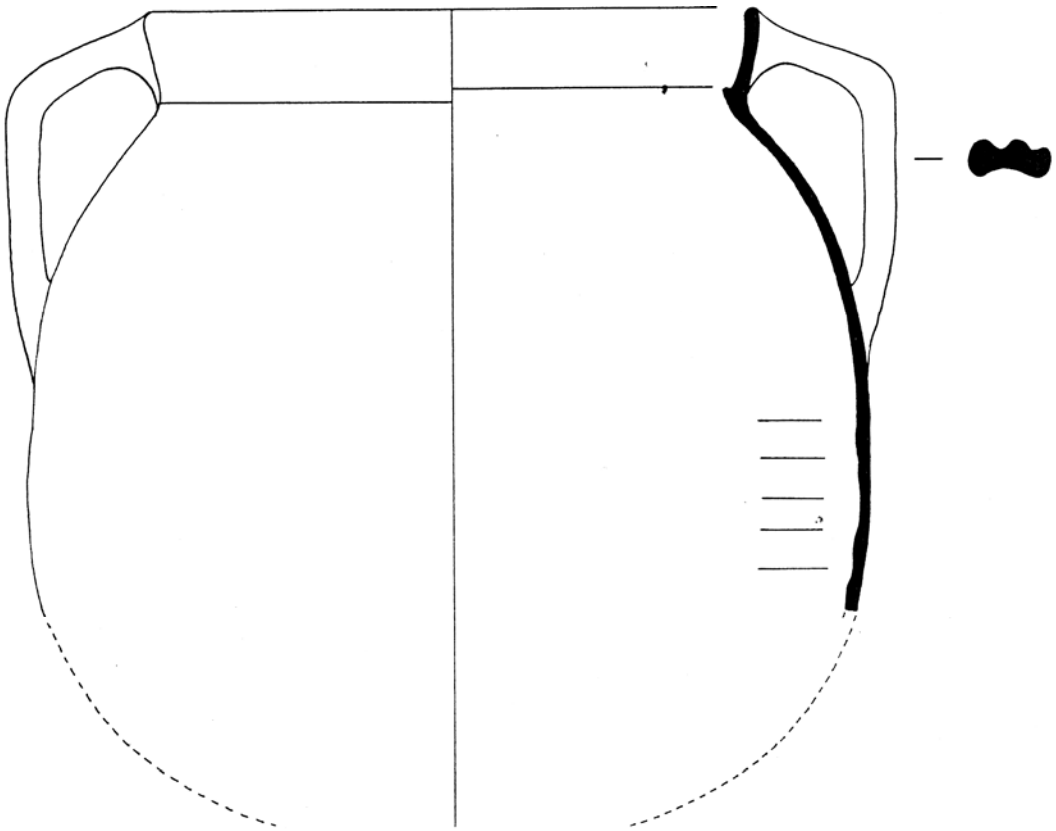

163

Fig. 4.23. Cooking wares (161-163). Scale 1:2

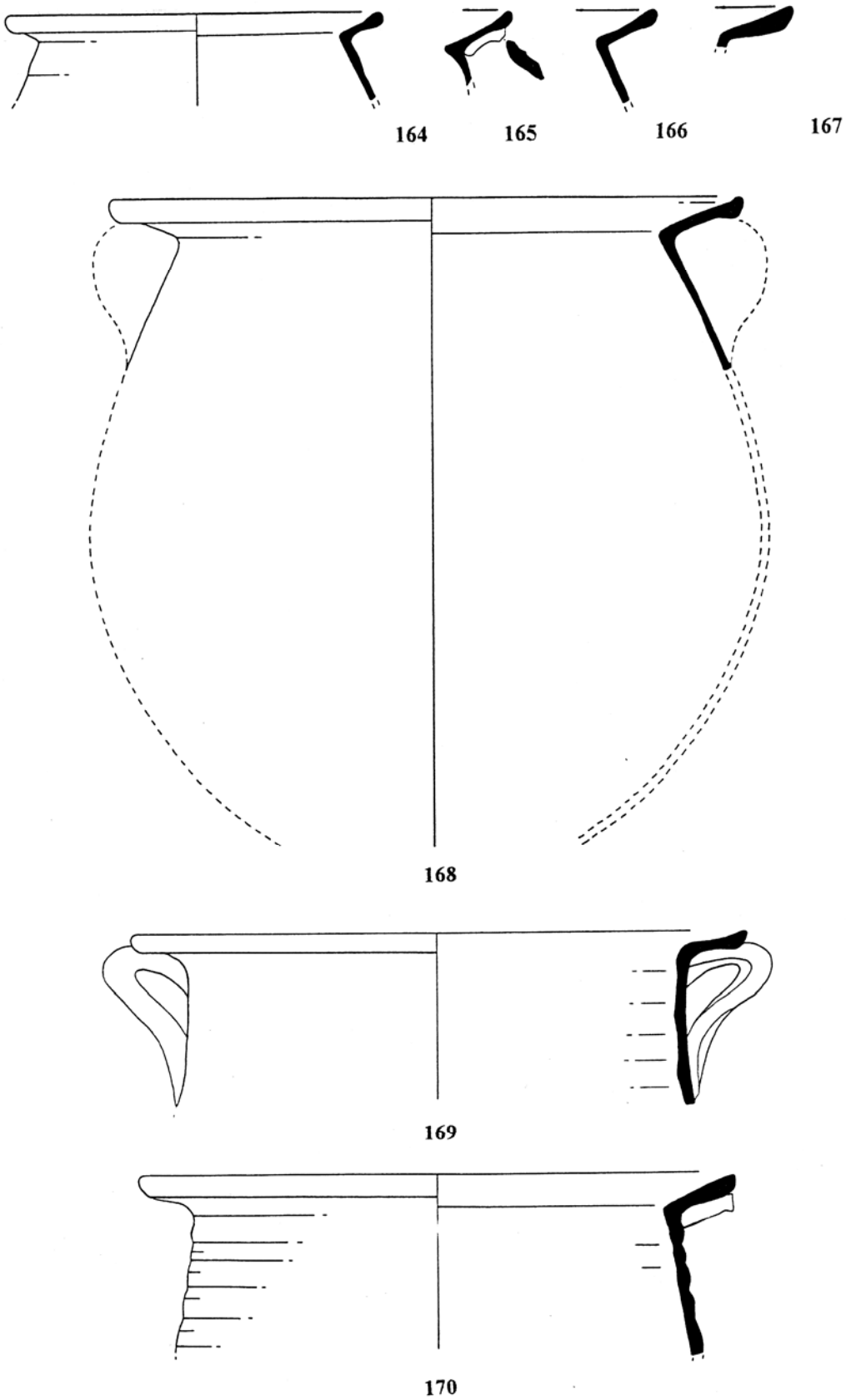

Fig. 4.24. Cooking wares (164-170). Scale 1:2

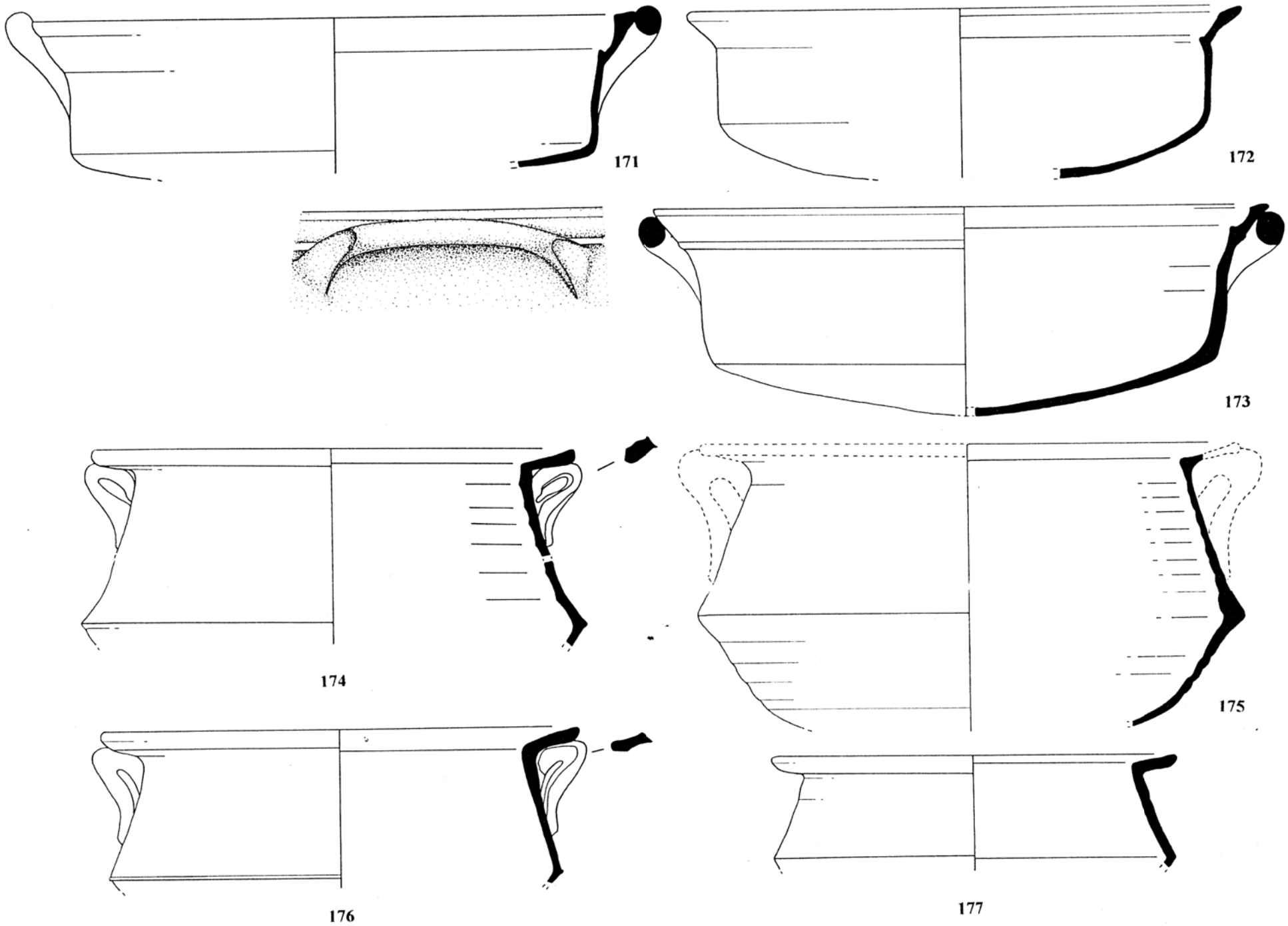

Fig. 4.25 Cooking wares; casseroles (171-177). Scale 1:2

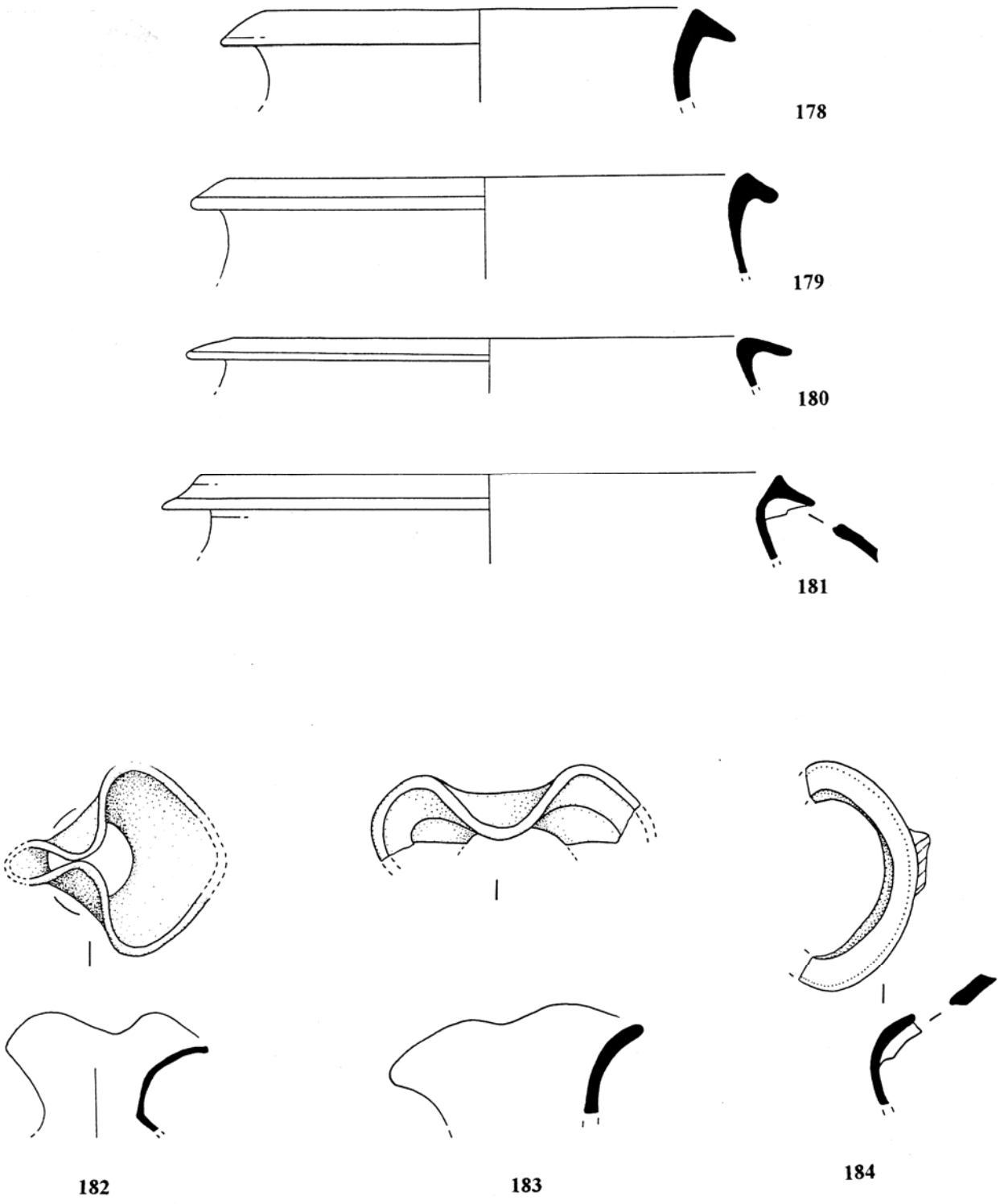

Fig. 4.26. Cooking wares (178-184). Scale 1:2

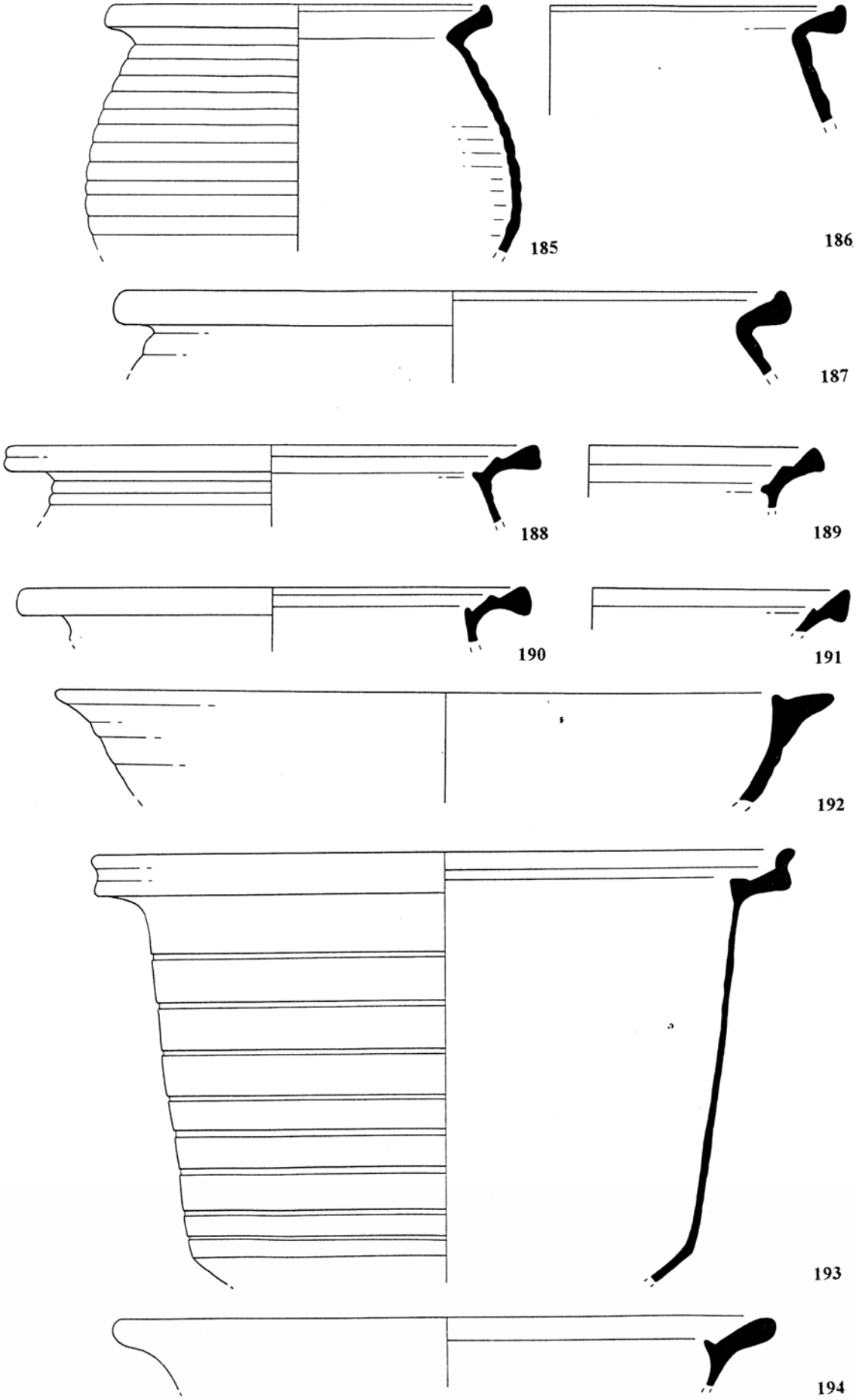

Fig. 4.27. Late Roman cooking wares (185-194). Scale 1:2

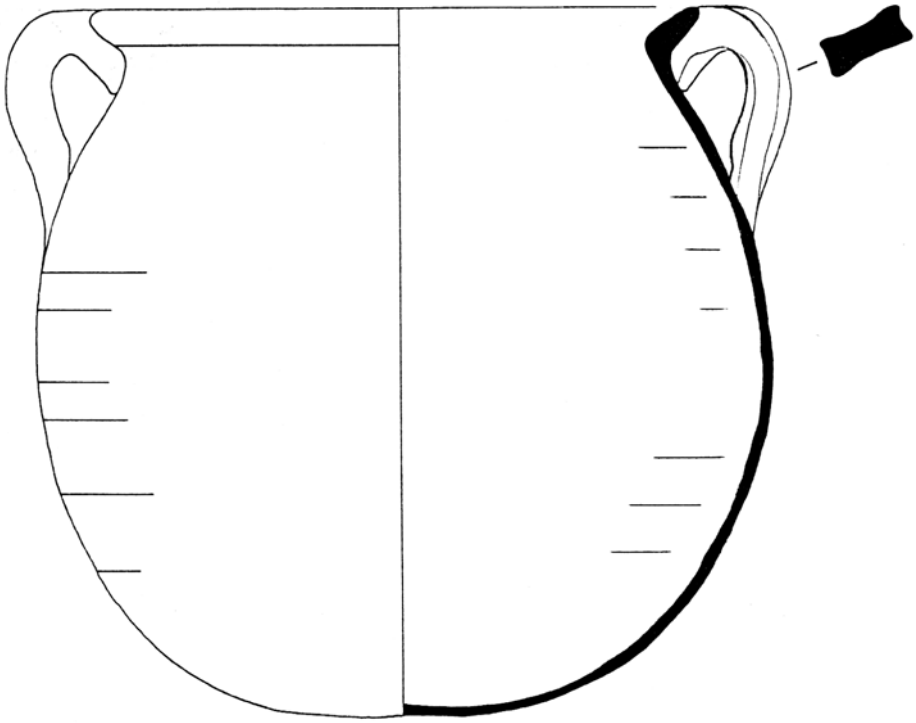

195

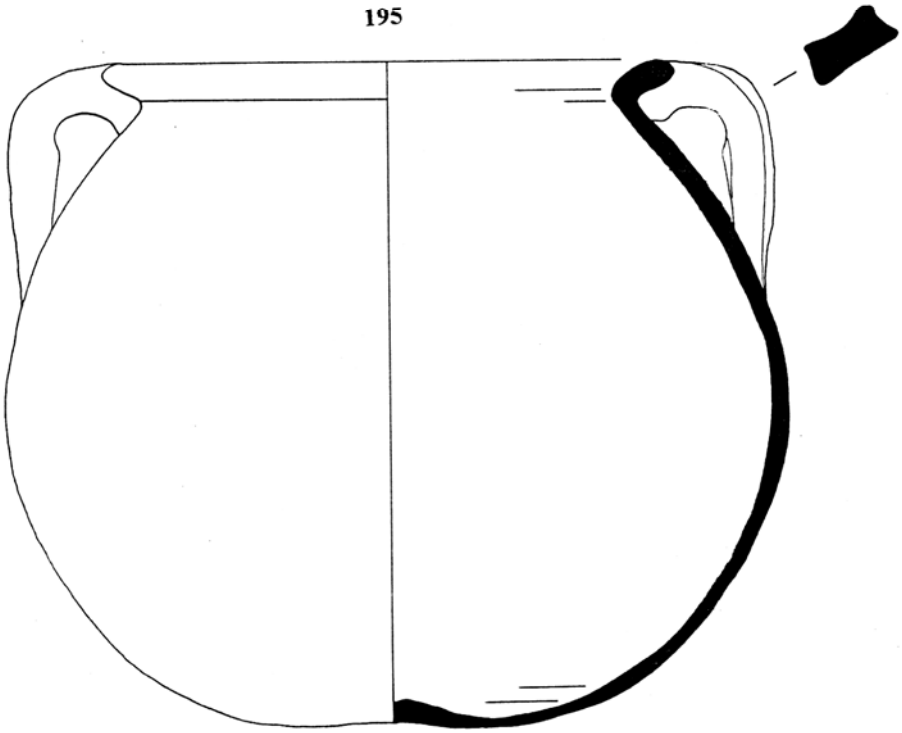

196

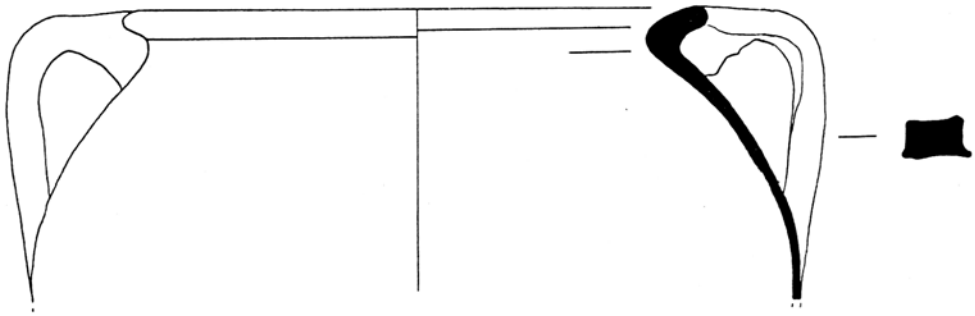

197

Fig. 4.28. Late Roman cooking wares (195-197). Scale 1:2

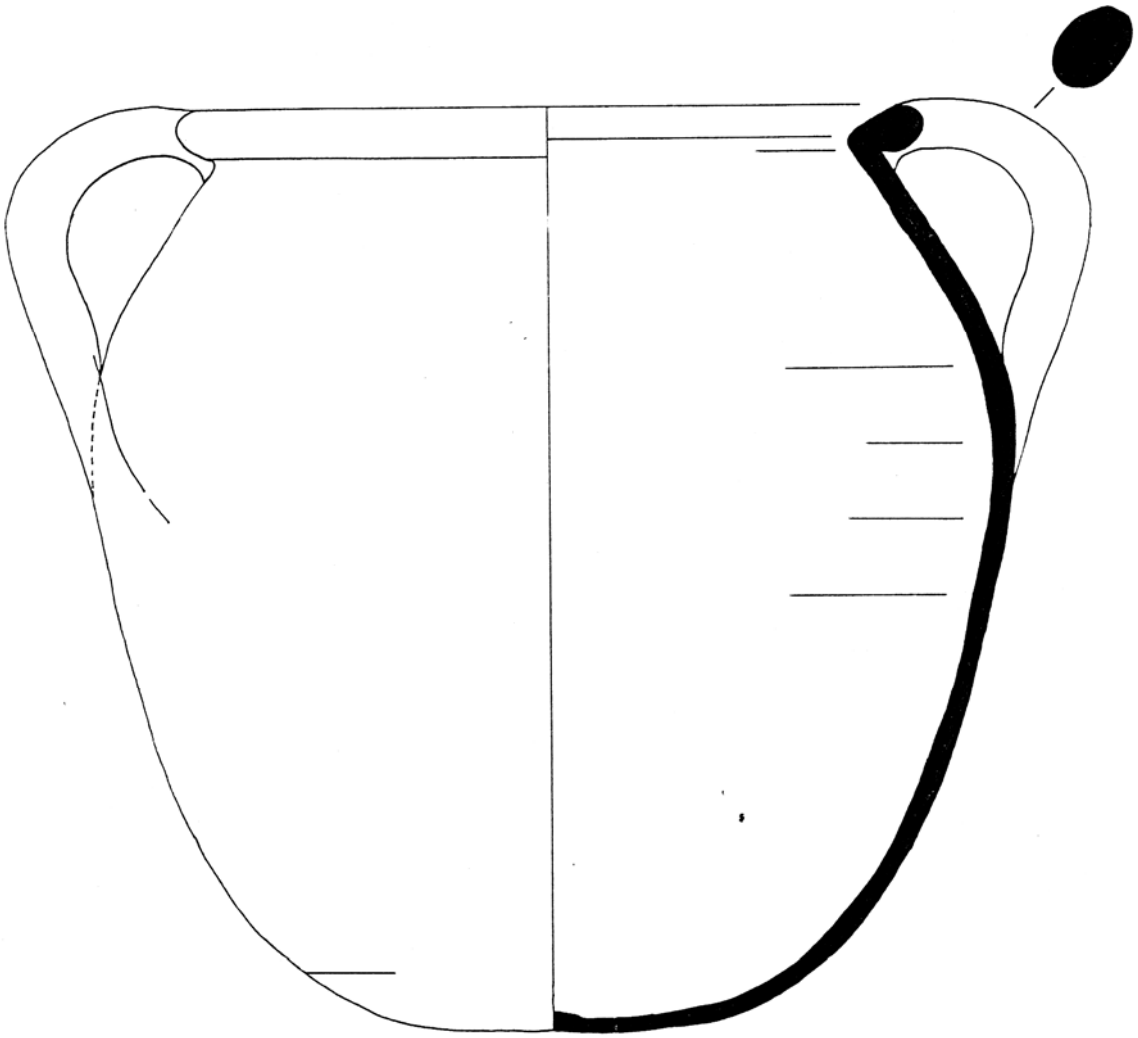

198

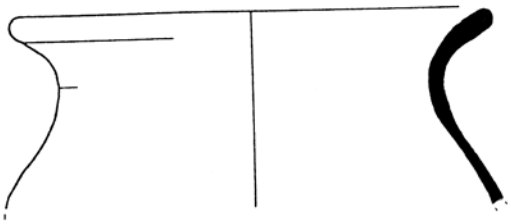

199

Fig. 4.29. Late Roman cooking wares (198-199). Scale 1:2

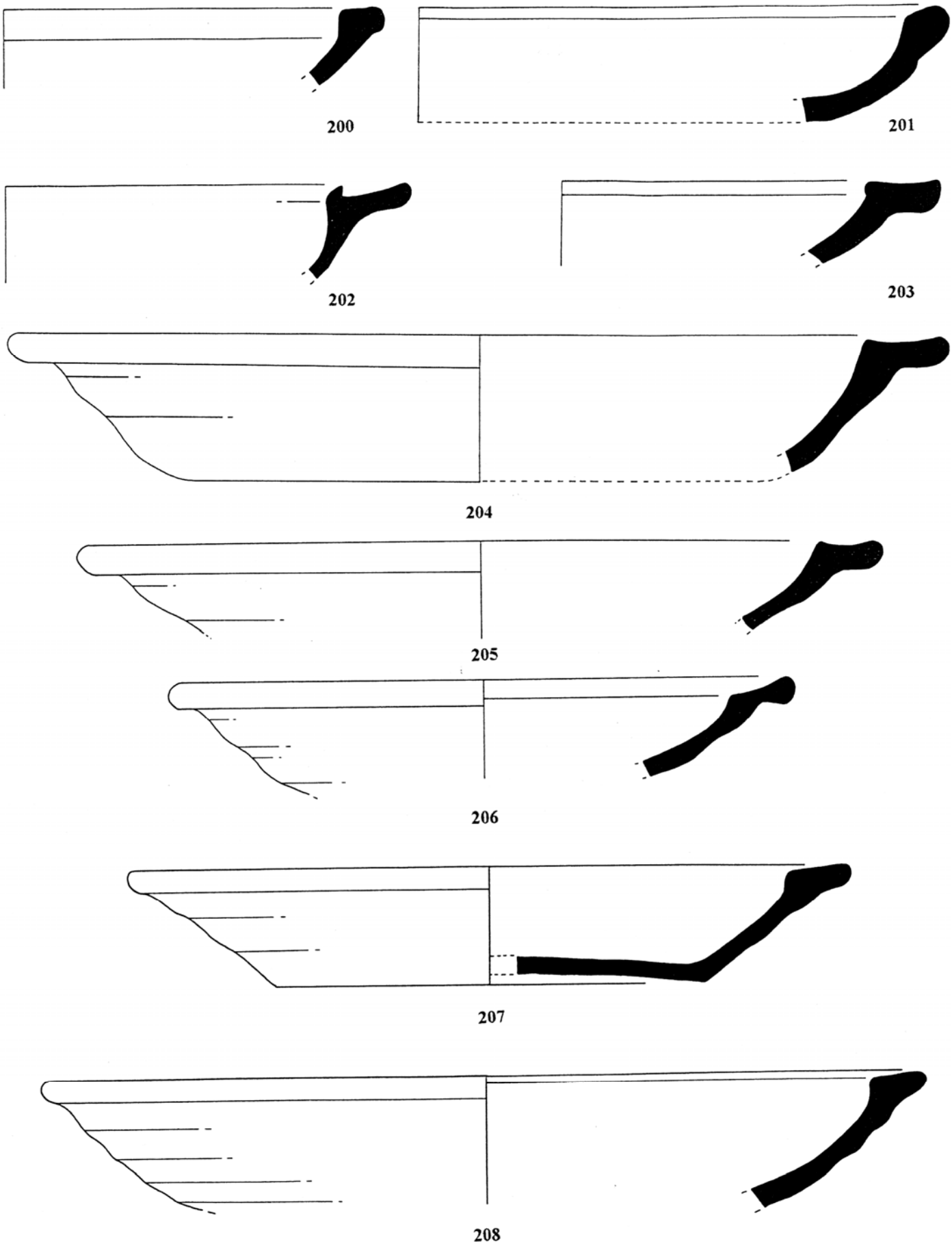

Fig. 4.30. Cooking wares; dishes (200-208). Scale 1:2

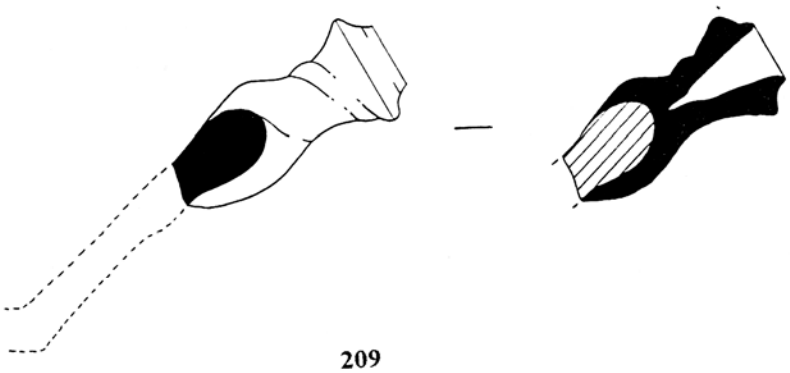

209

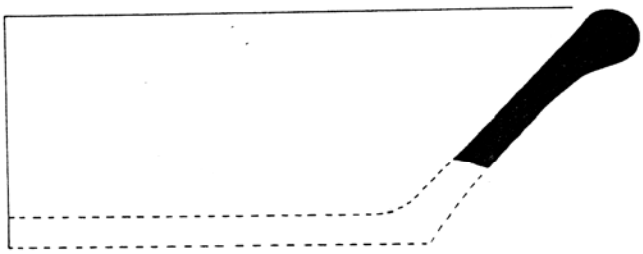

210

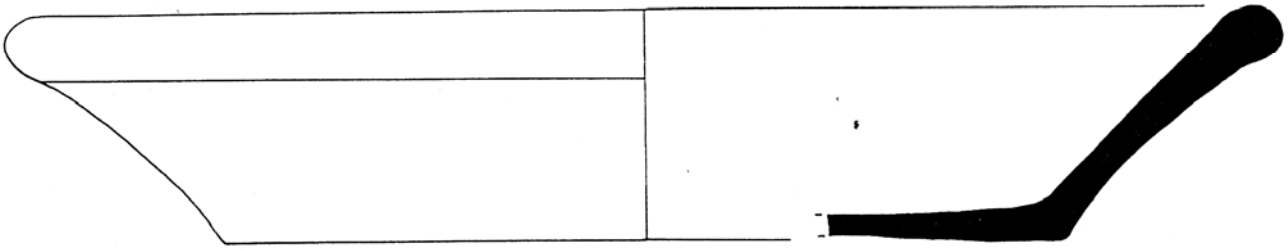

211

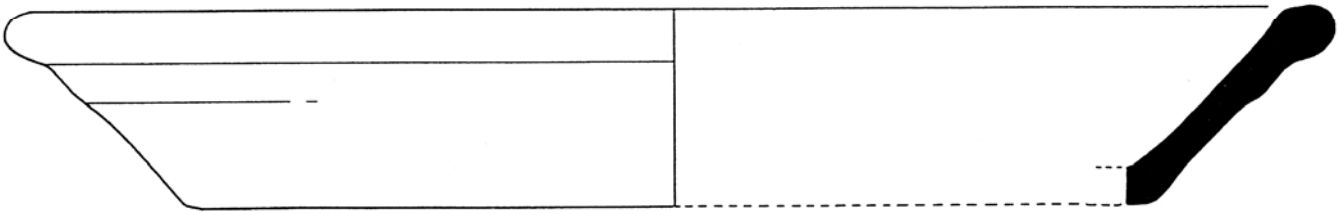

212

Fig. 4.31. Cooking wares; 'Frying-pans' (209-212). Scale 1:2

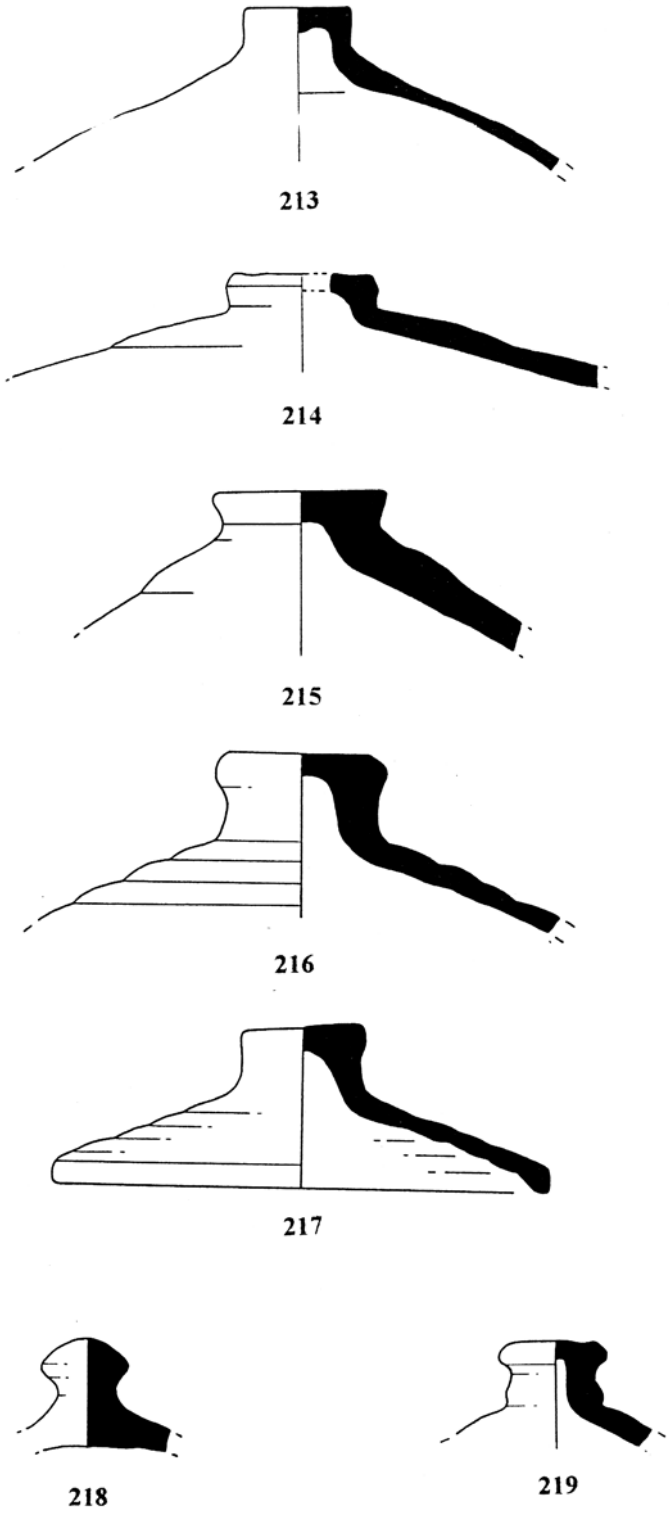

Fig. 4.32. Coarse-ware Lids (213-219). Scale 1:2

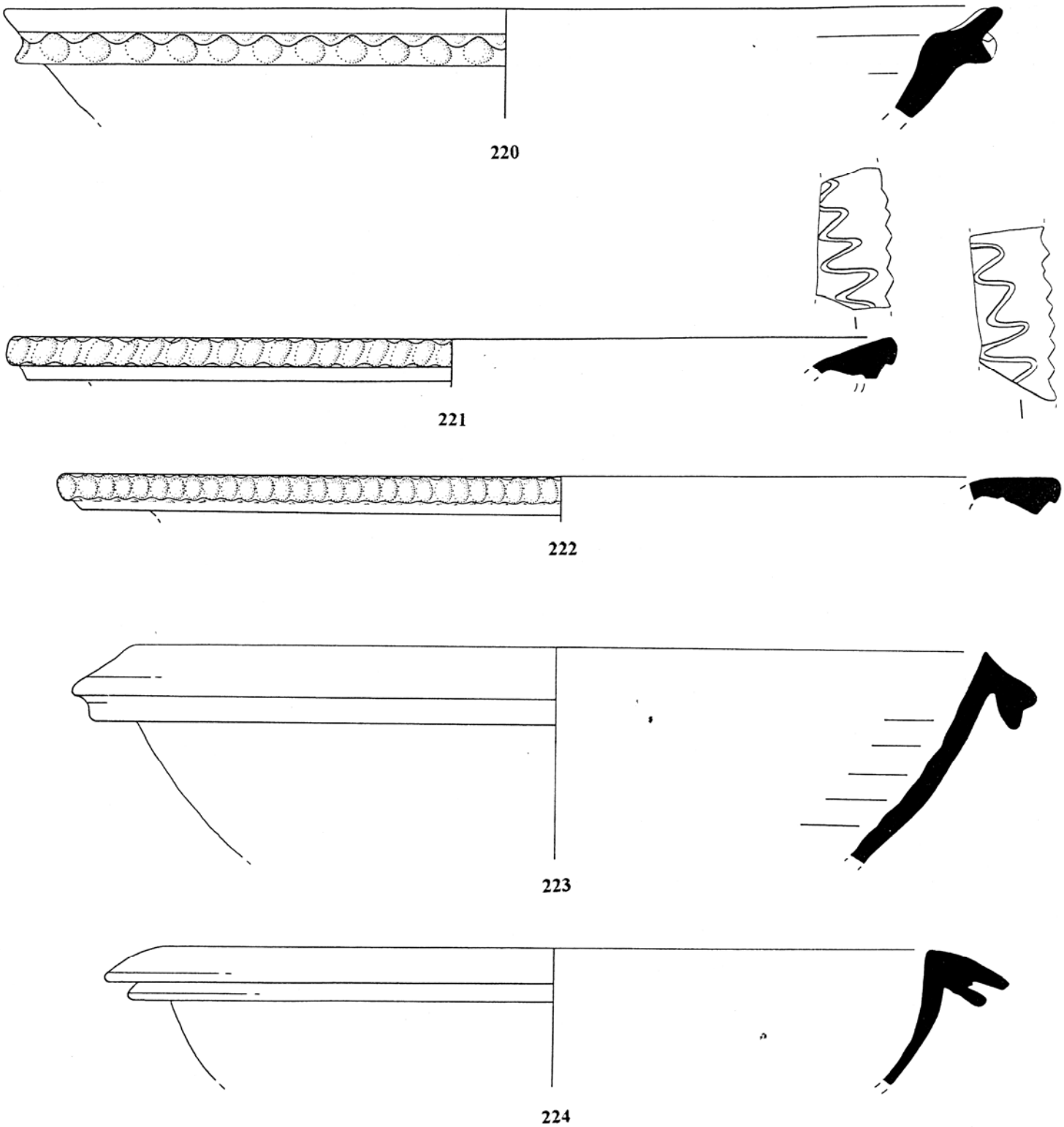

Fig. 4.33. Plain wares; Large bowls (220-224). Scale 1:2

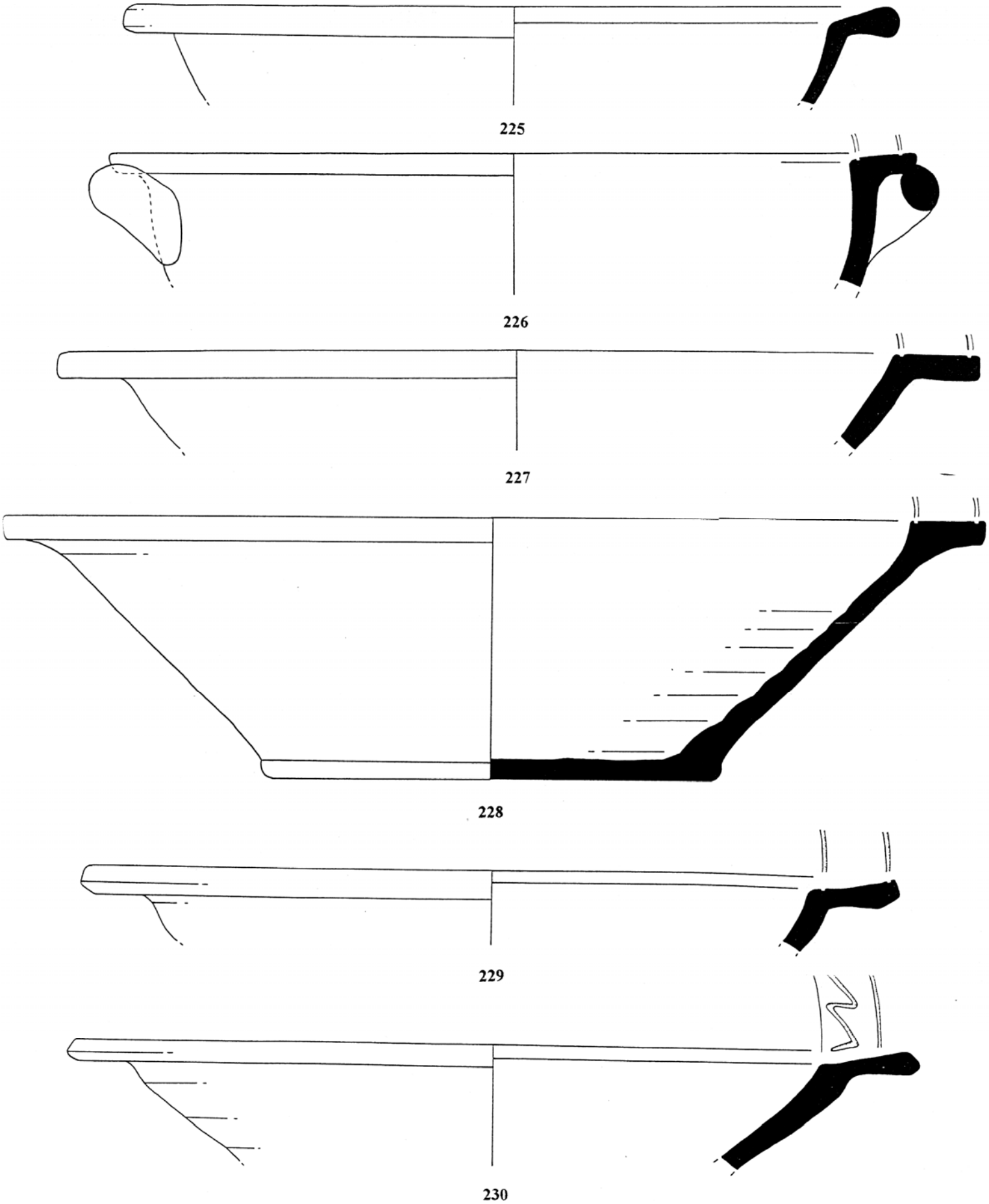

Fig. 4.34. Plain wares; Large bowls/basins (225-230). Scale 1:2

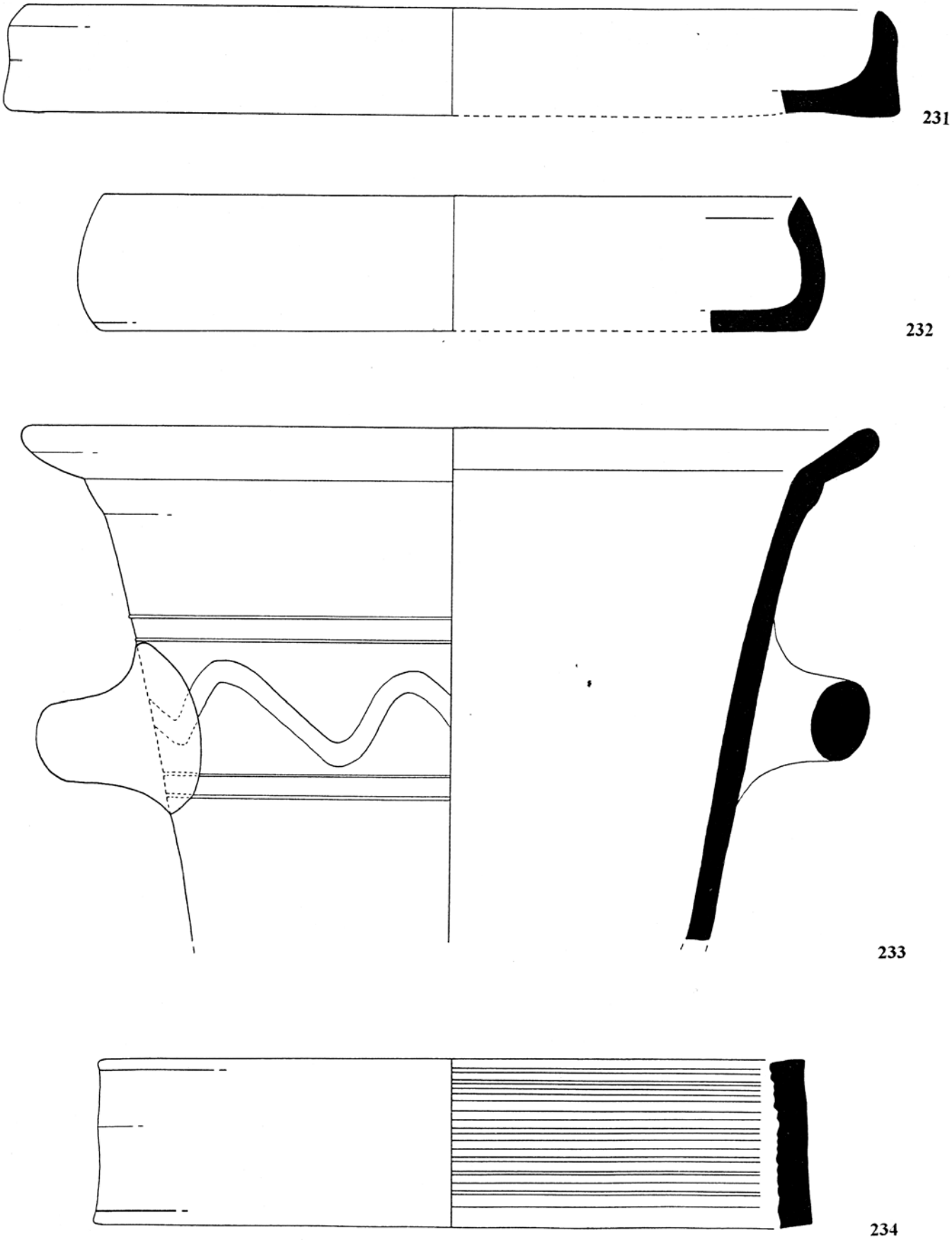

Fig. 4.35. Plain wares; Platters (231-232); Tub (233); Beehive ring (234). Scale 1:2

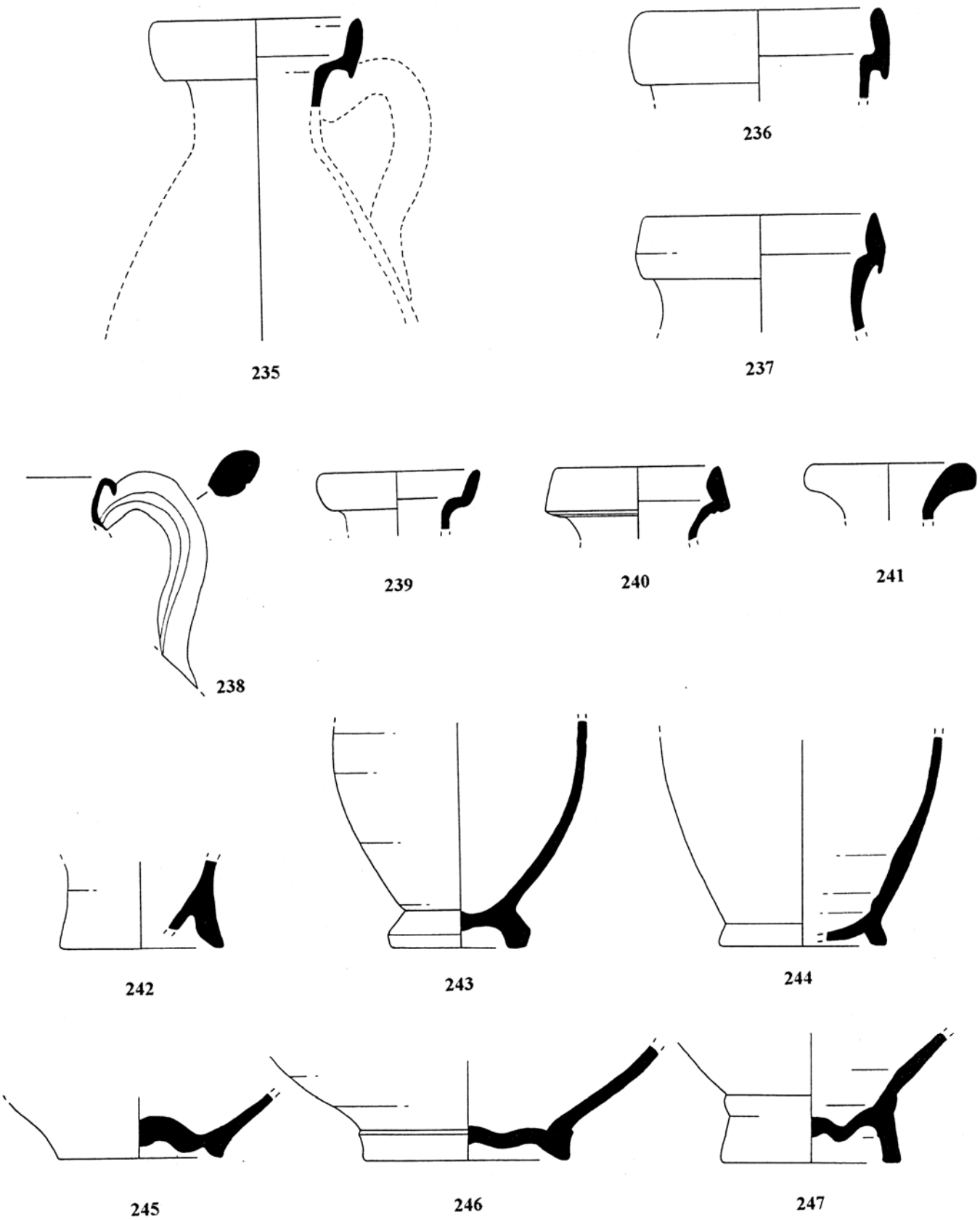

Fig. 4.36. Plain Jugs (235-247). Scale 1:2

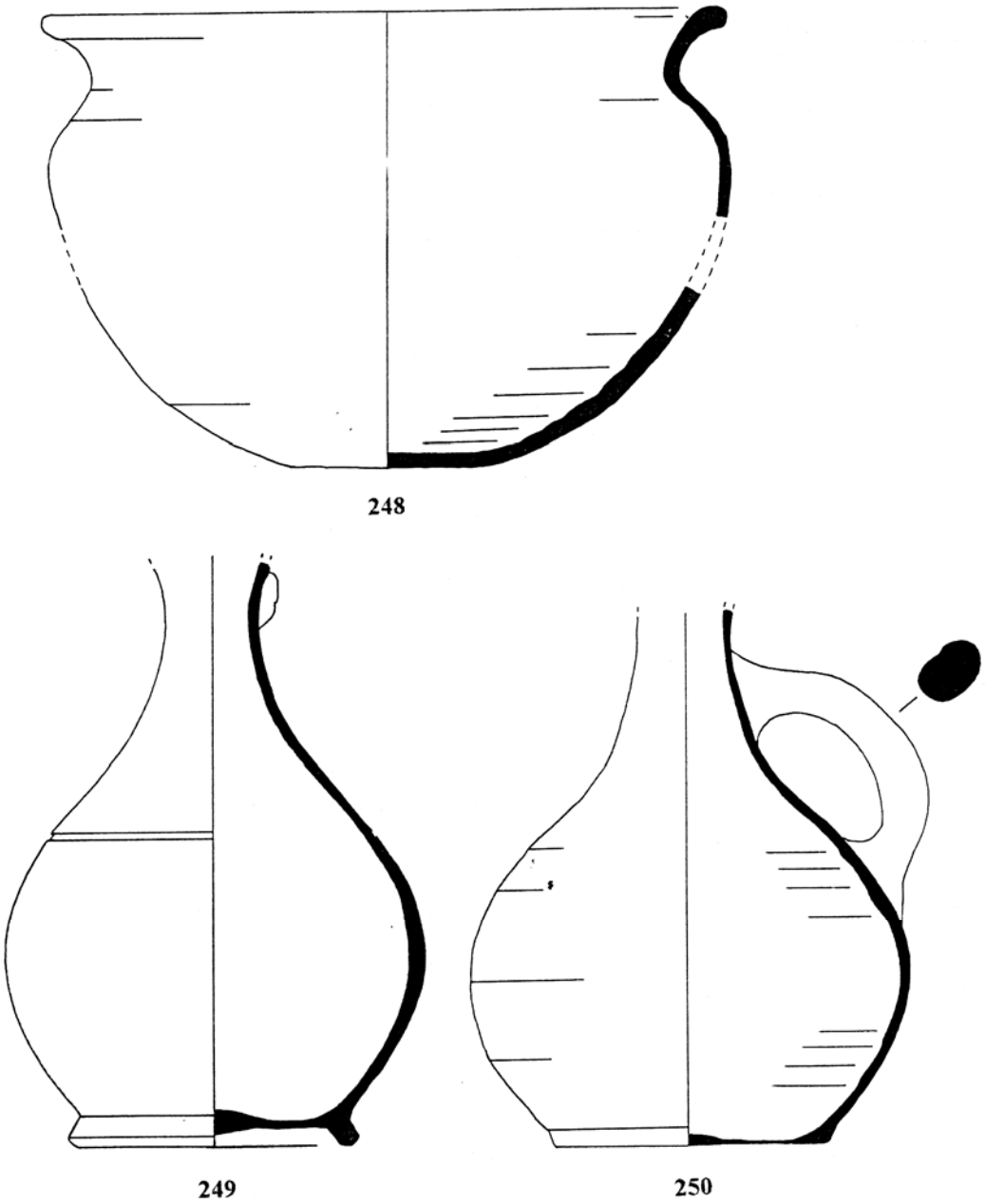

Fig. 4.37. Late Roman Plain wares; Bowl (248), Jugs (249-250). Scale 1:2

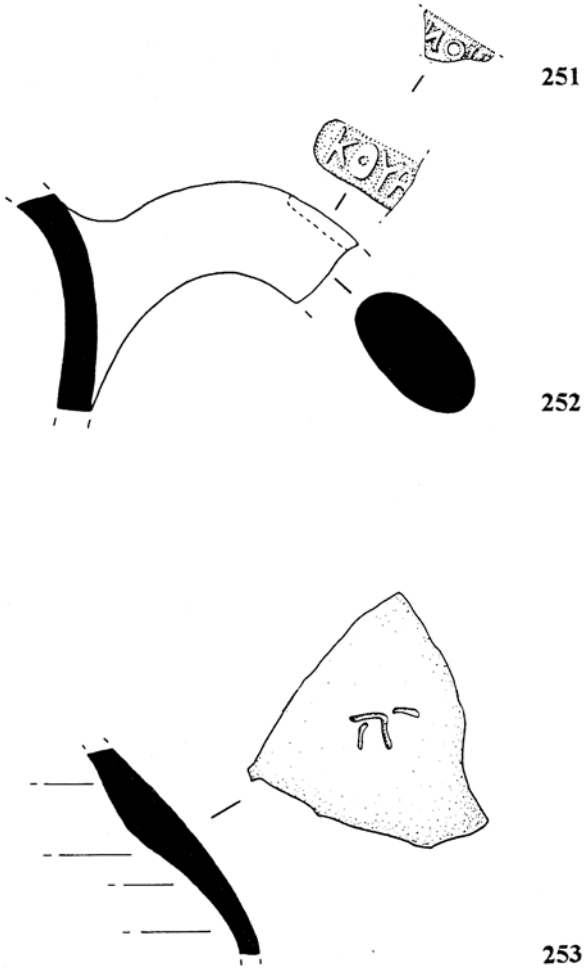

Fig. 4.38. Amphorae Stamps and Graffiti (251-253). Scale 1:2

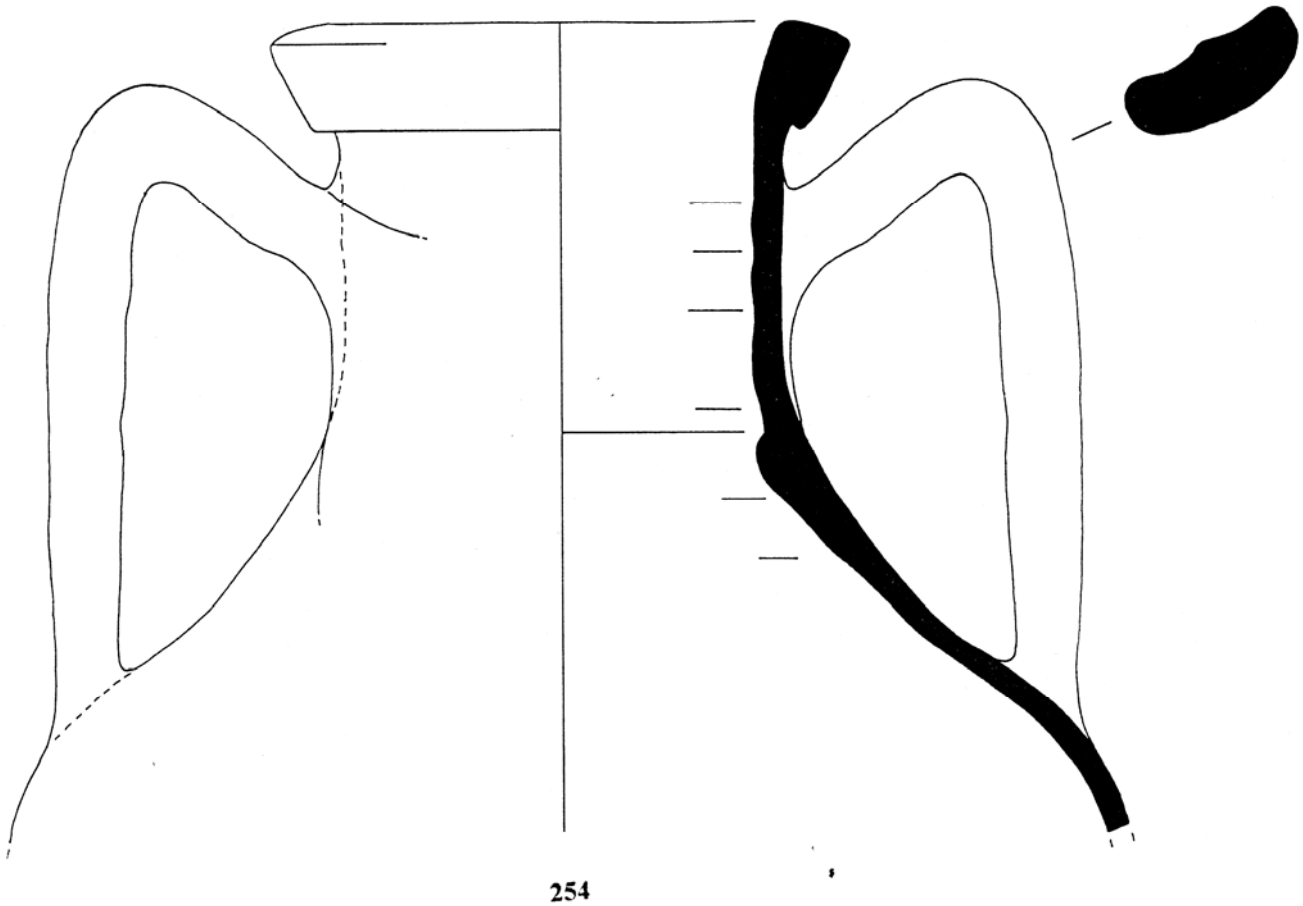

Fig. 4.39. Early Roman Cretan Amphorae (254). Scale 1:2

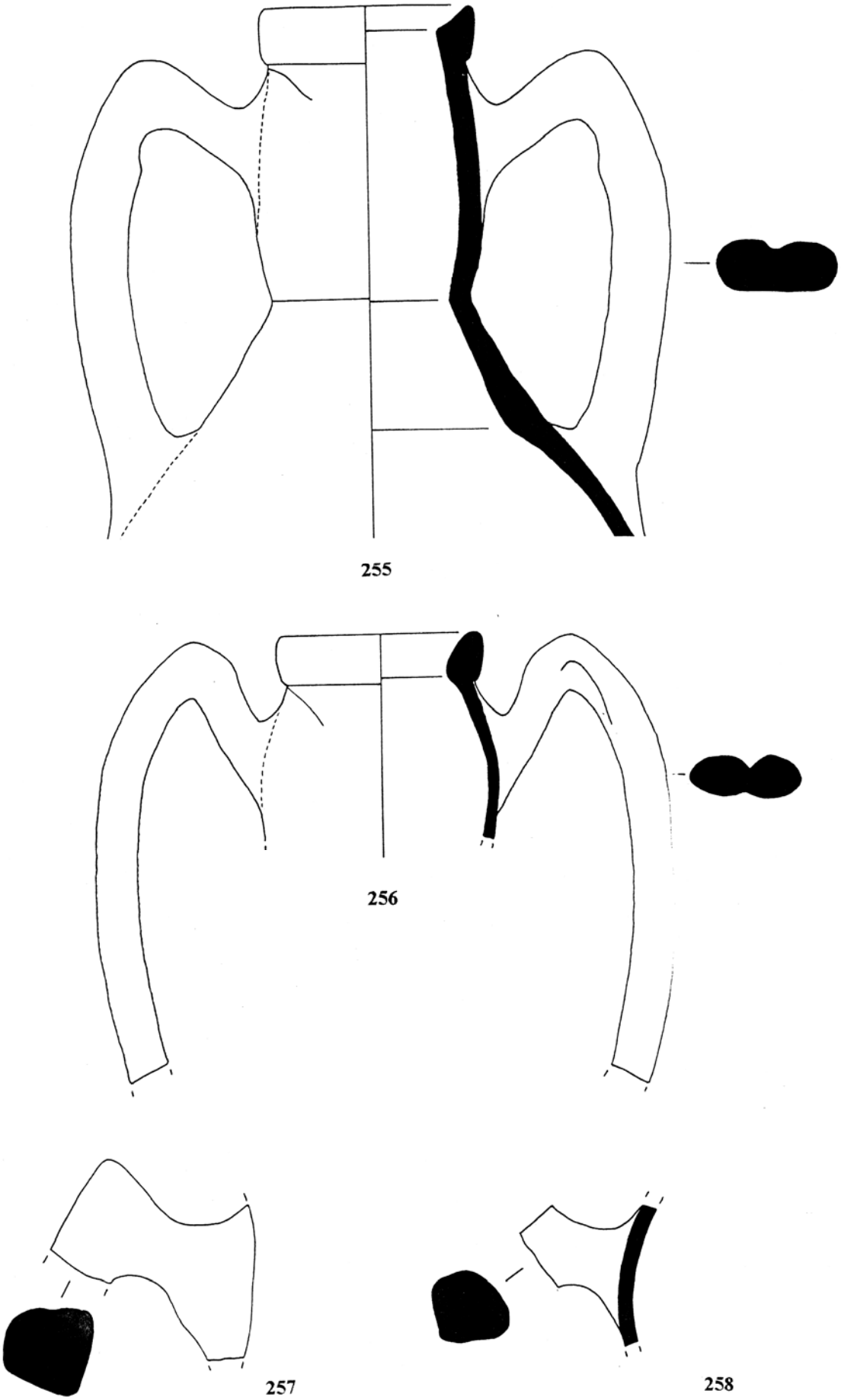

Fig. 4.40. Early Roman Cretan Amphorae (255-258). Scale 1:2

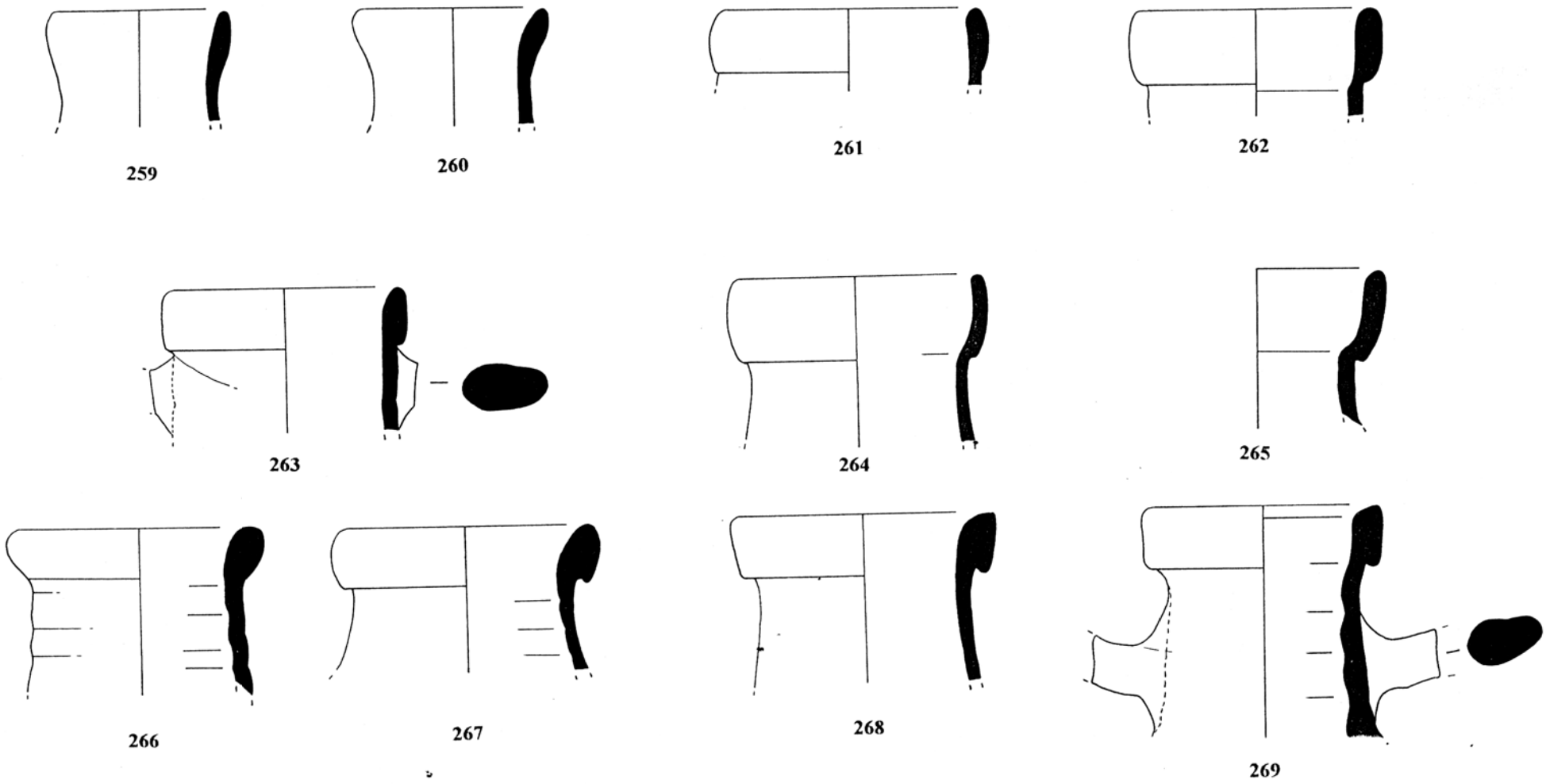

Fig. 4.41 E/MR Cretan Amphorae (259-269). Scale 1:2

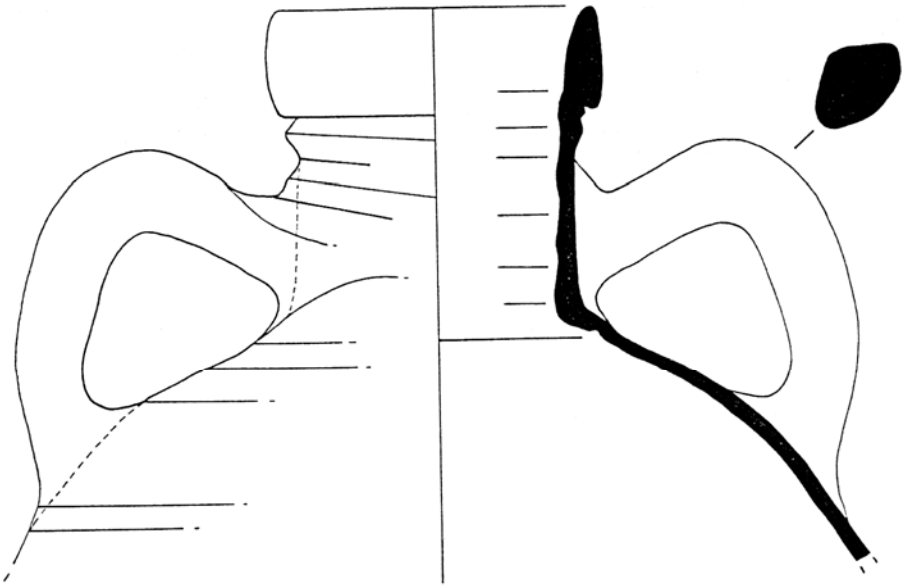

270

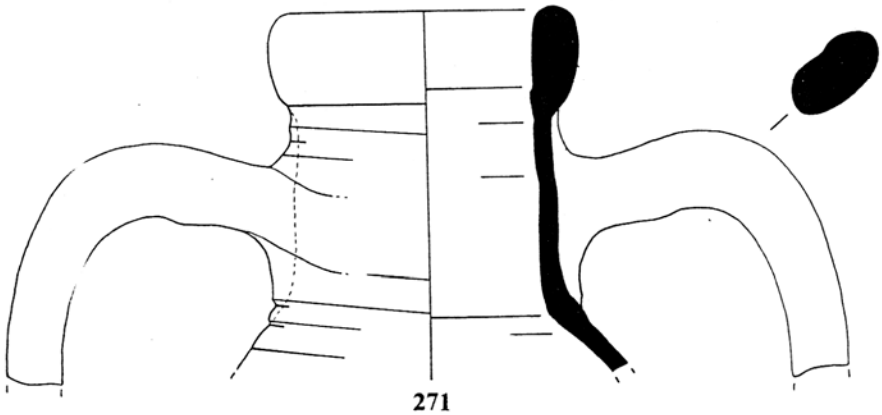

271

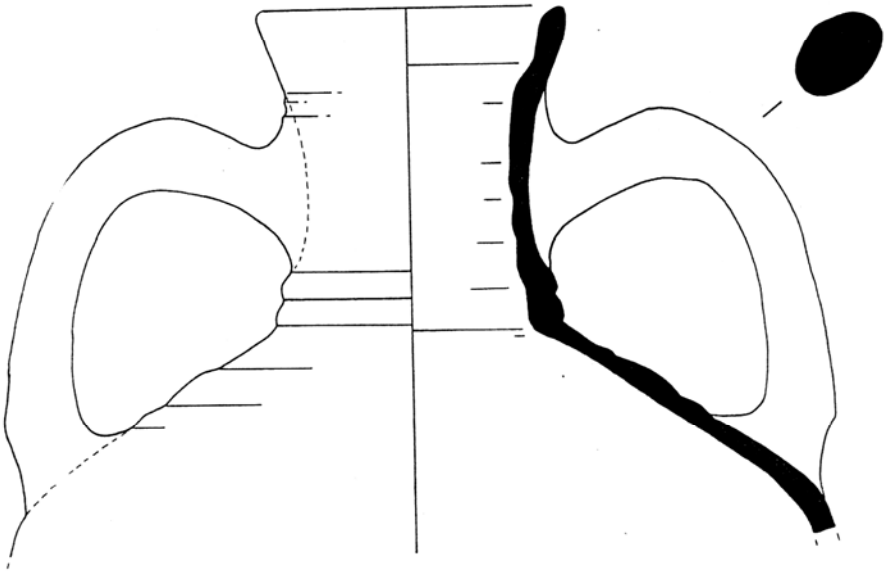

272

273

Fig. 4.42. Mid Roman Cretan Amphorae (270-273). Scale 1:2

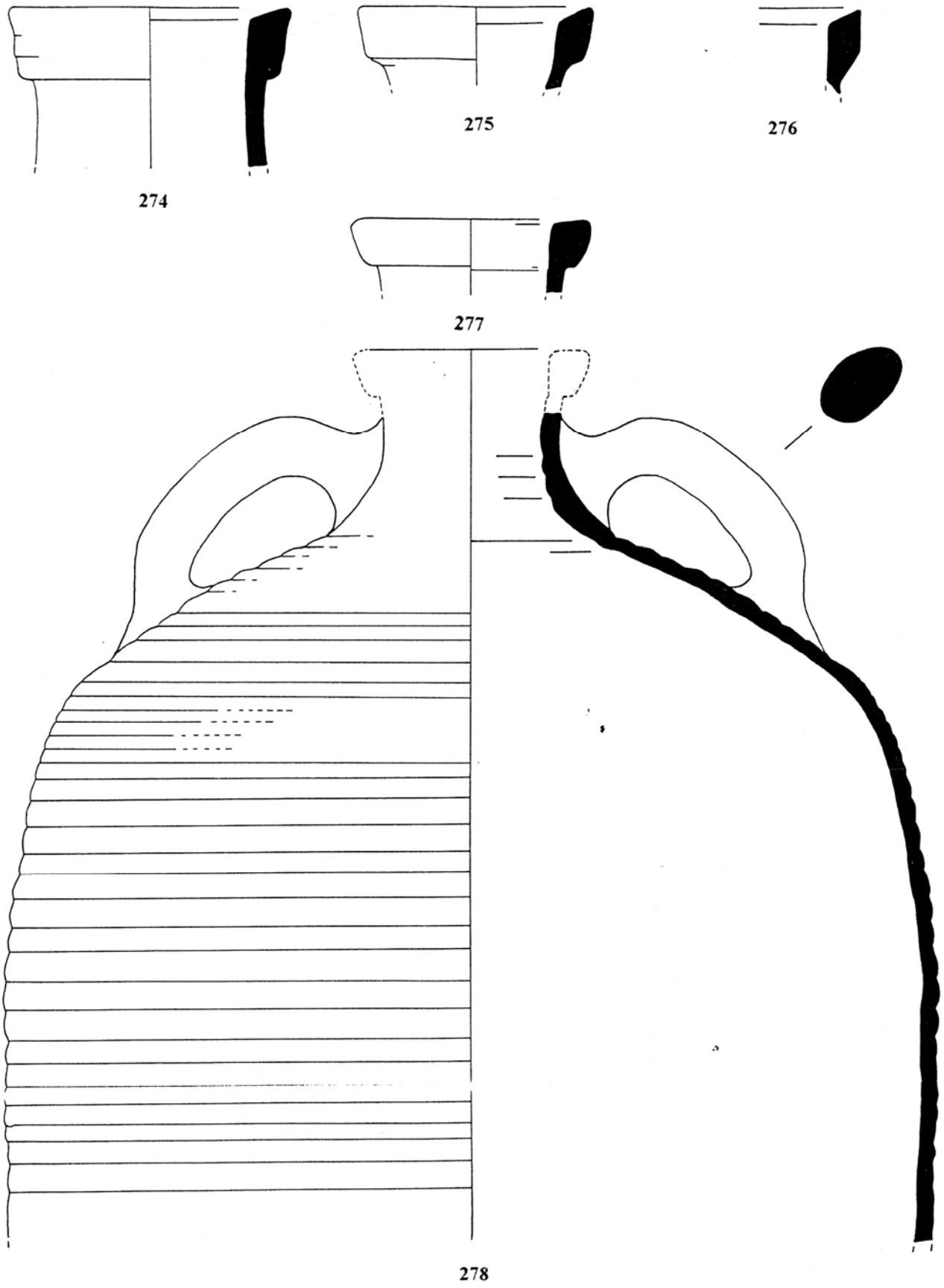

Fig. 4.43. Mid Roman Cretan Amphorae (274-278). Scale 1:2

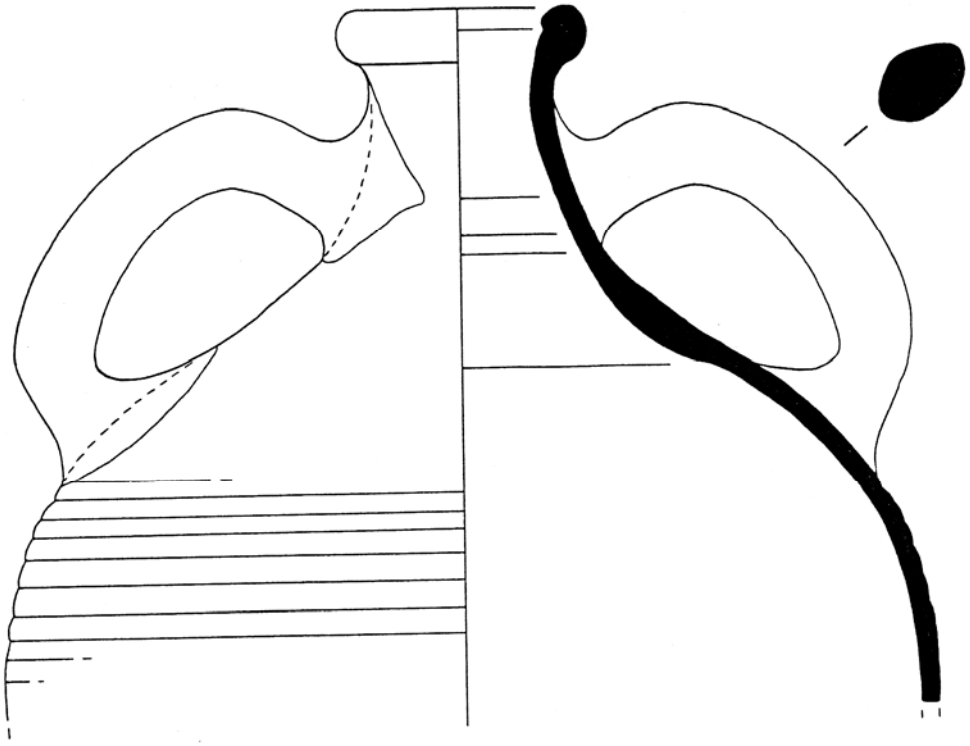

279

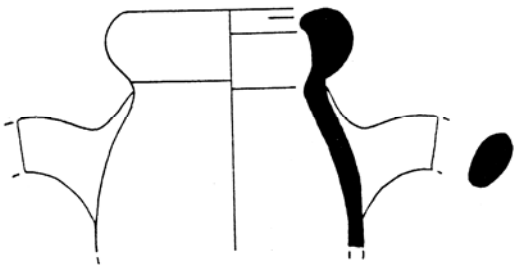

280

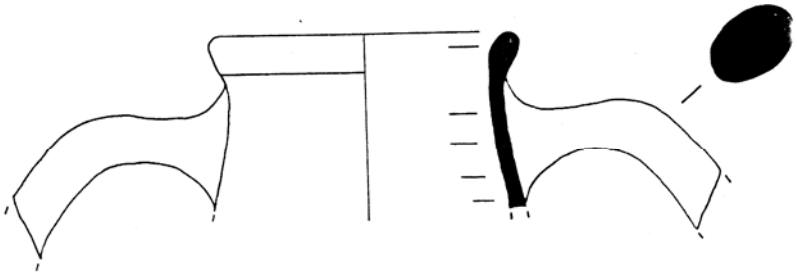

281

Fig. 4.44. Late Roman Cretan Amphorae (279-281). Scale 1:2

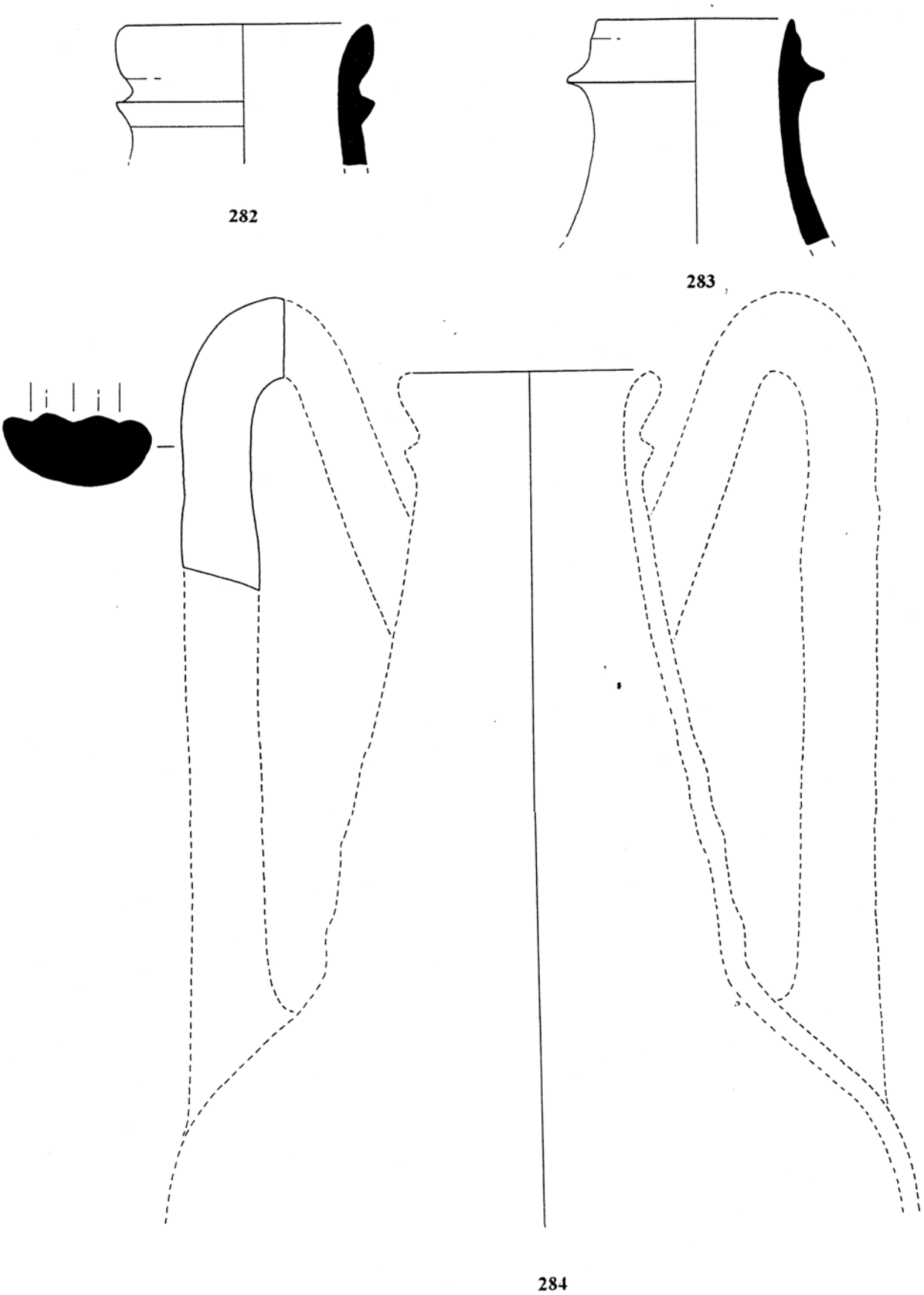

Fig. 4.45. Imported Amphorae (282-284). Scale 1:2

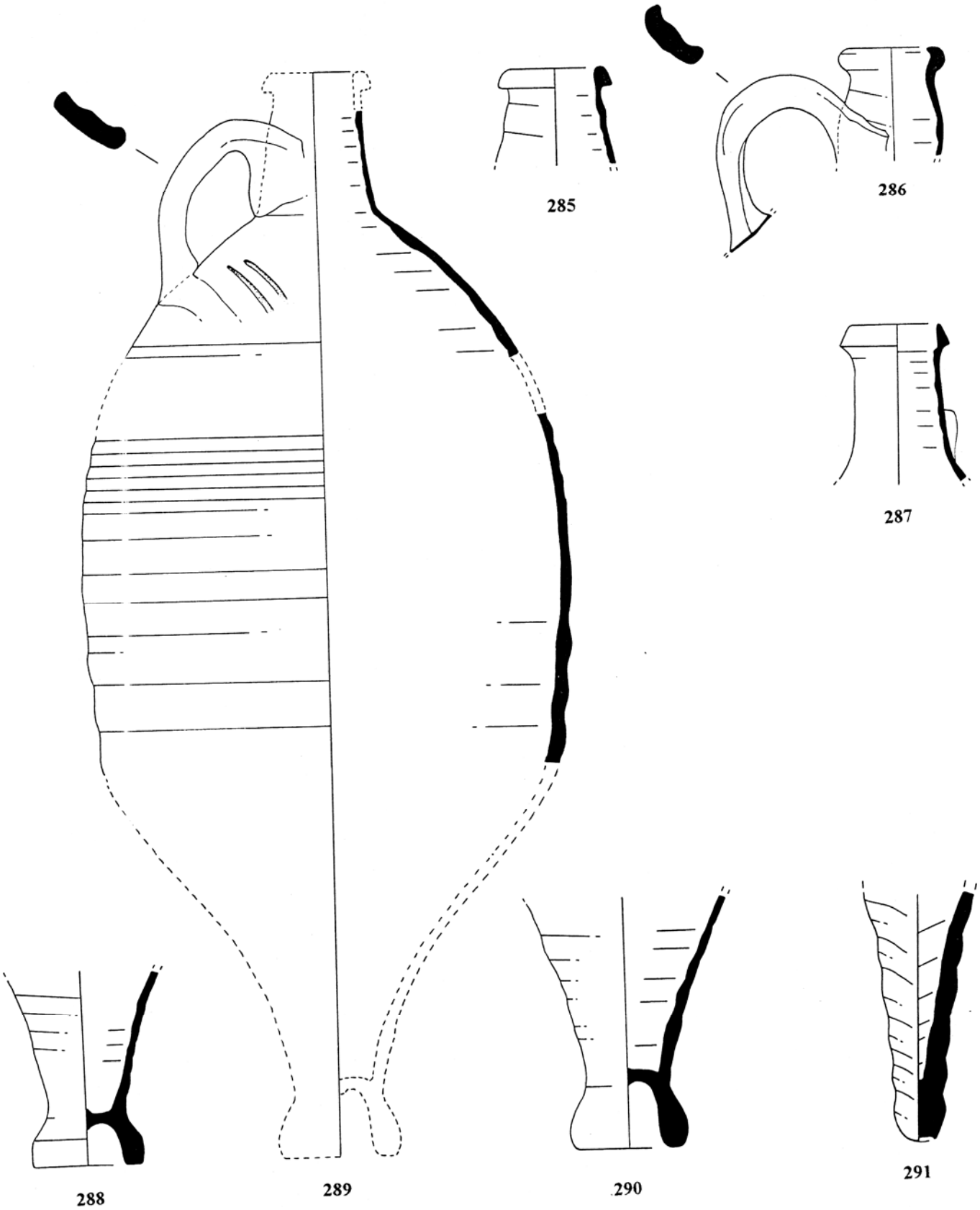

Fig. 4.46. Imported Amphorae (285-291). Scale 1:2

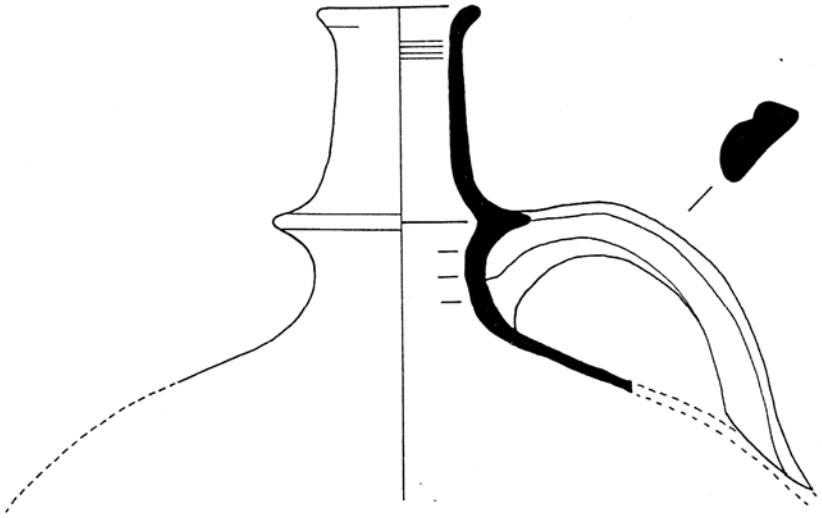

292

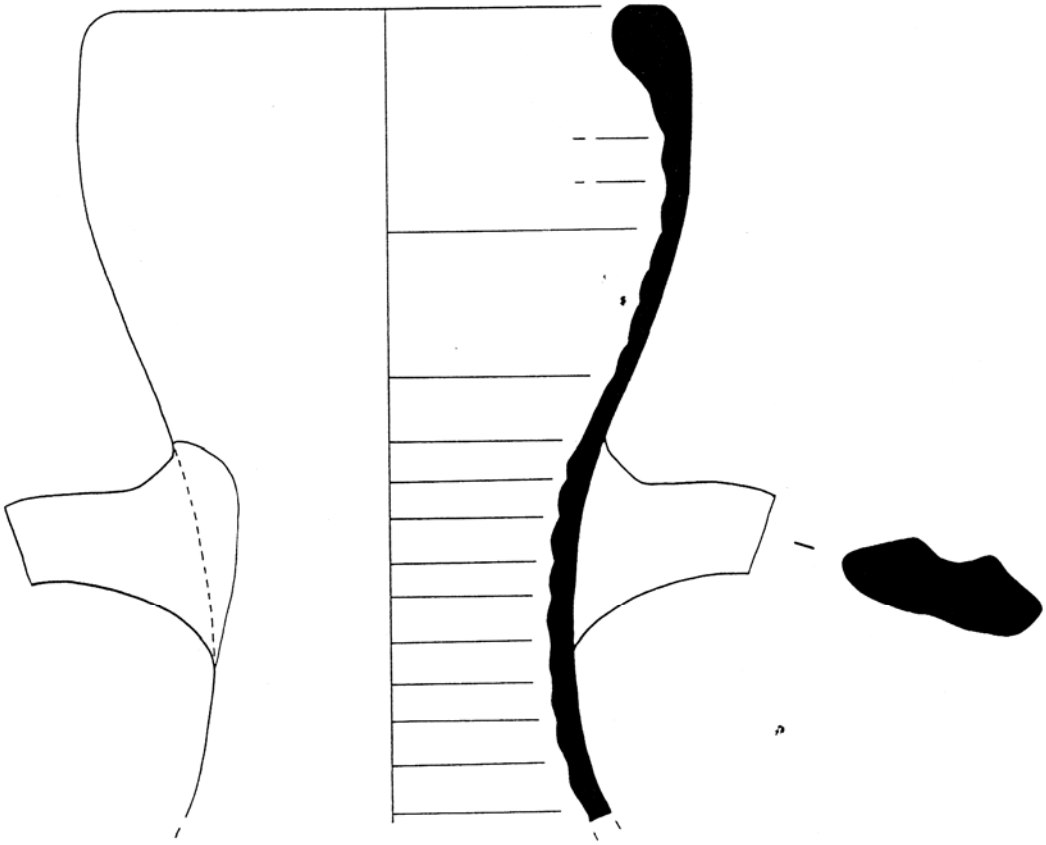

293

Fig. 4.47. Pitcher (292) & Imported Amphorae (293). Scale 1:2

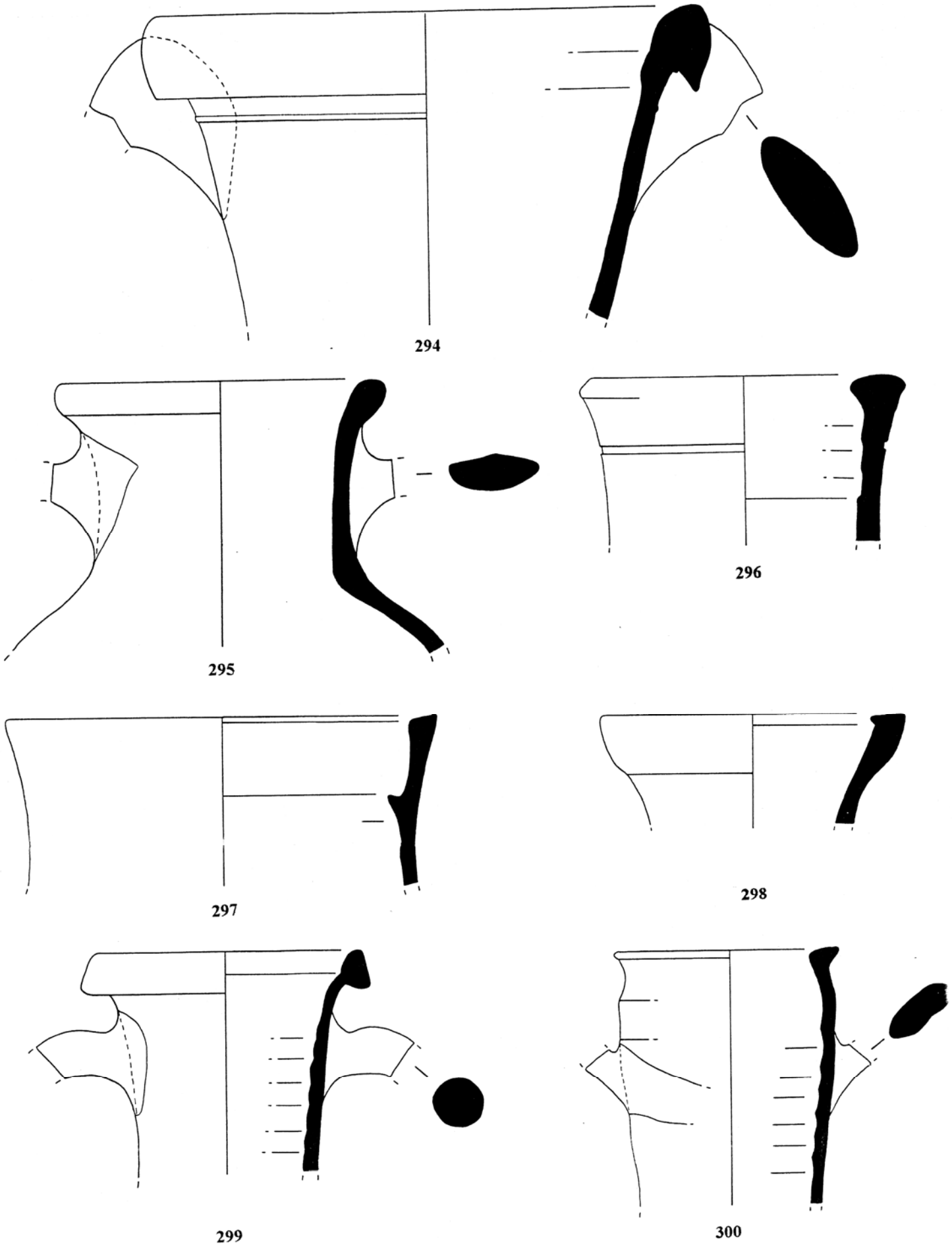

Fig. 4.48. Imported Amphorae (294-300). Scale 1:2

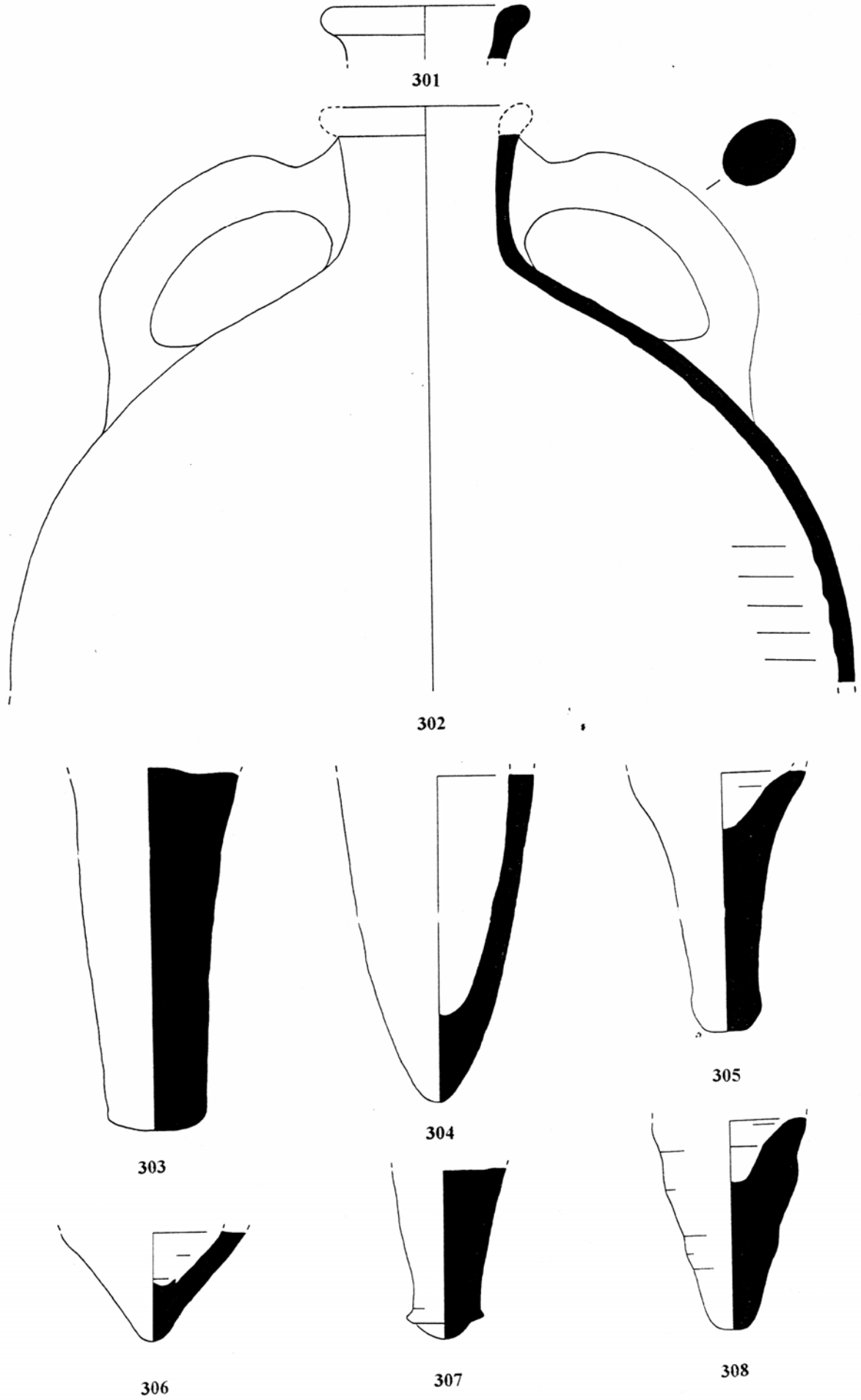

Fig. 4.49. Imported Amphorae (301-308). Scale 1:2

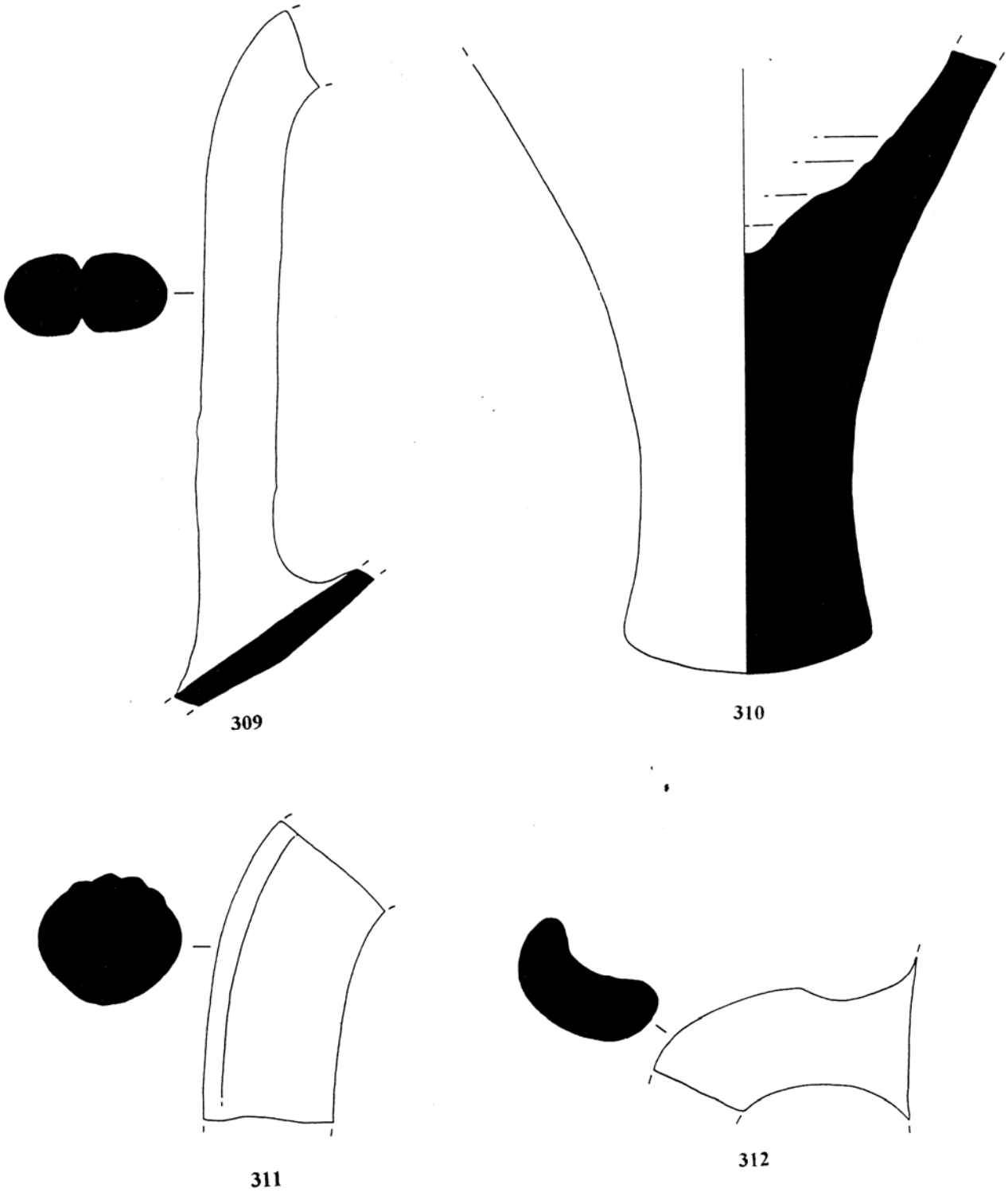

Fig. 4.50. Imported Amphorae (309-312). Scale 1:2

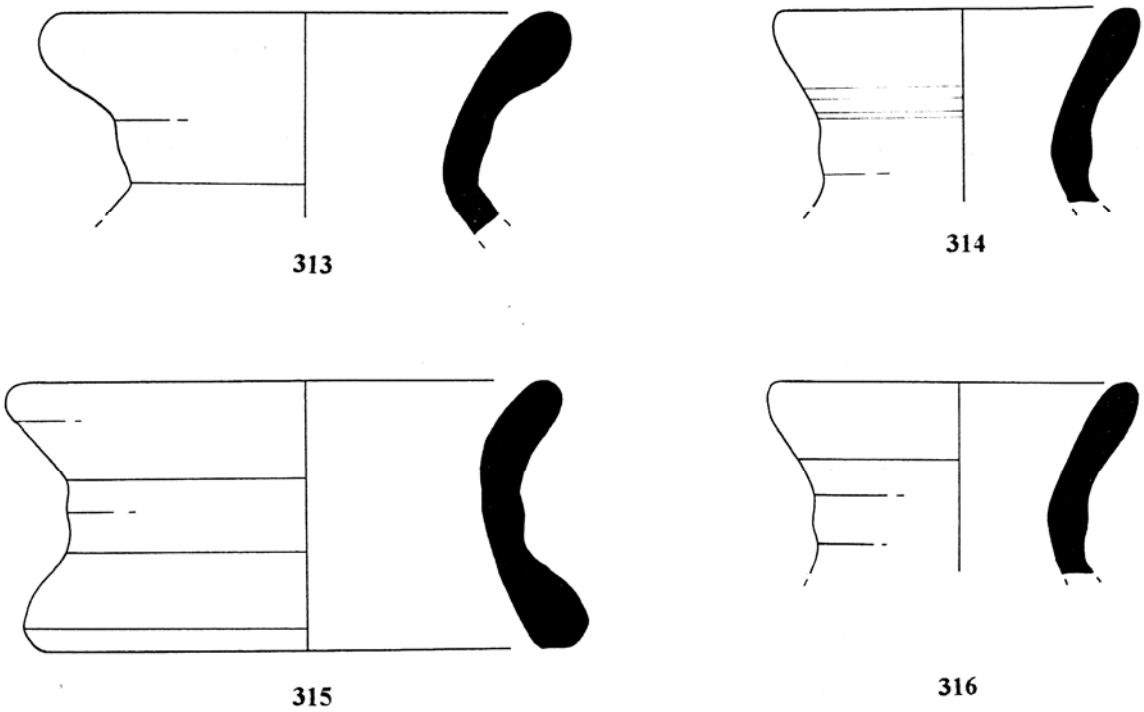

Fig. 4.51. Amphorae Stands (313-316). Scale 1:2

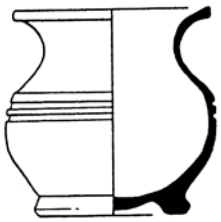

317

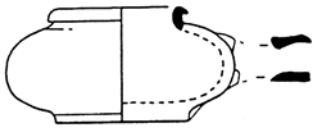

318

319

Fig. 4.52. Miniatures and Misc. (317-319). Scale 1:2

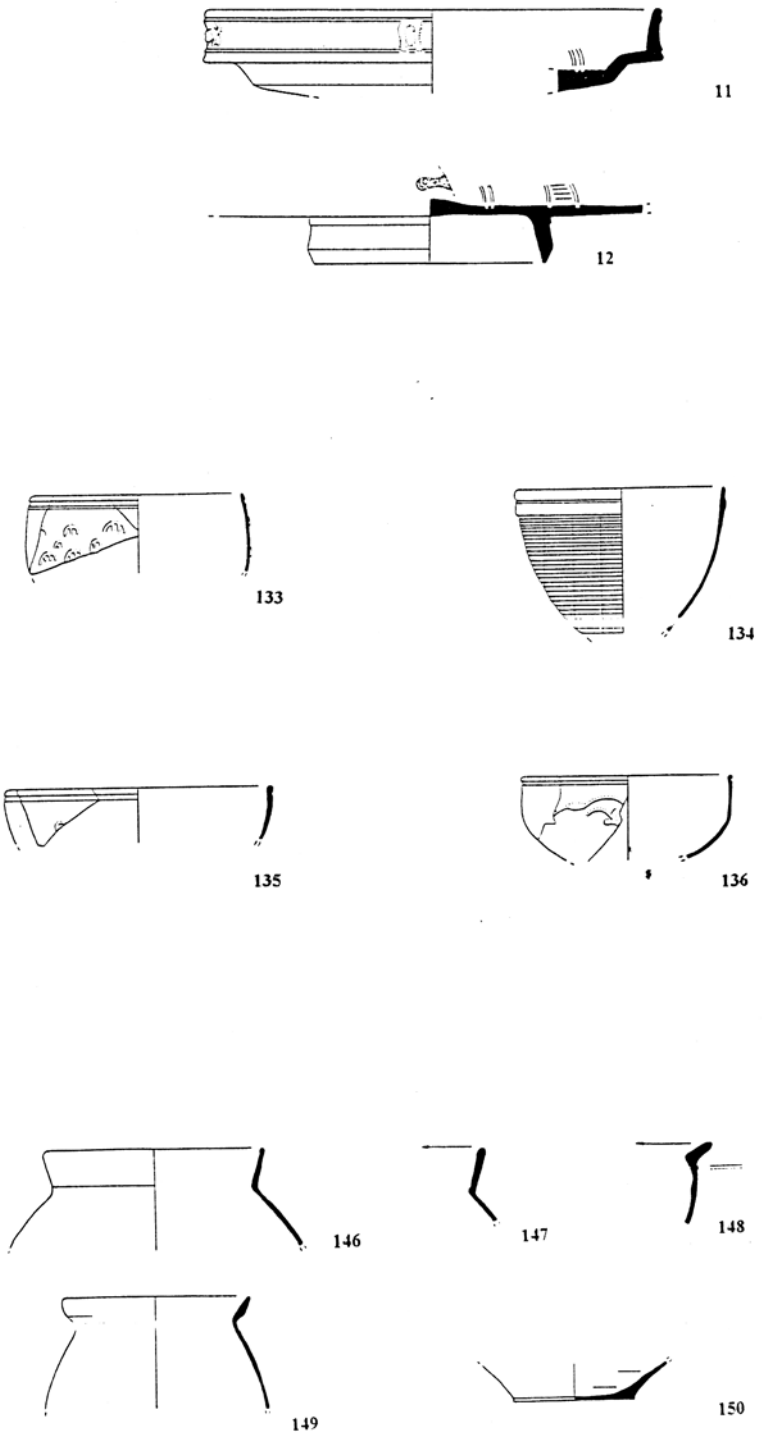

Fig. 5.1. Group A: Fine & Thin-walled Wares. Scale 1:3

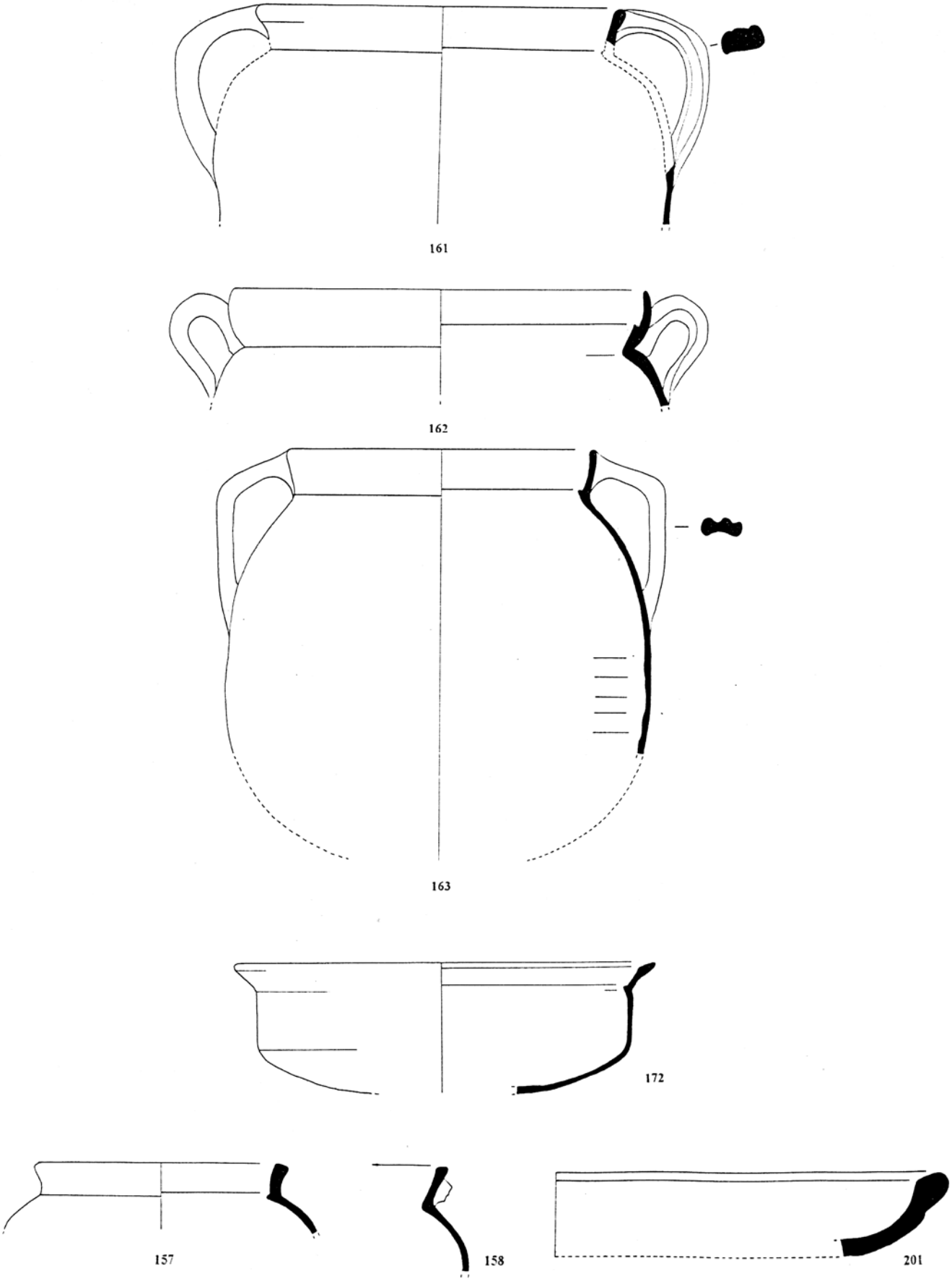

Fig. 5.2. Group A: Cooking Wares. Scale 1:3

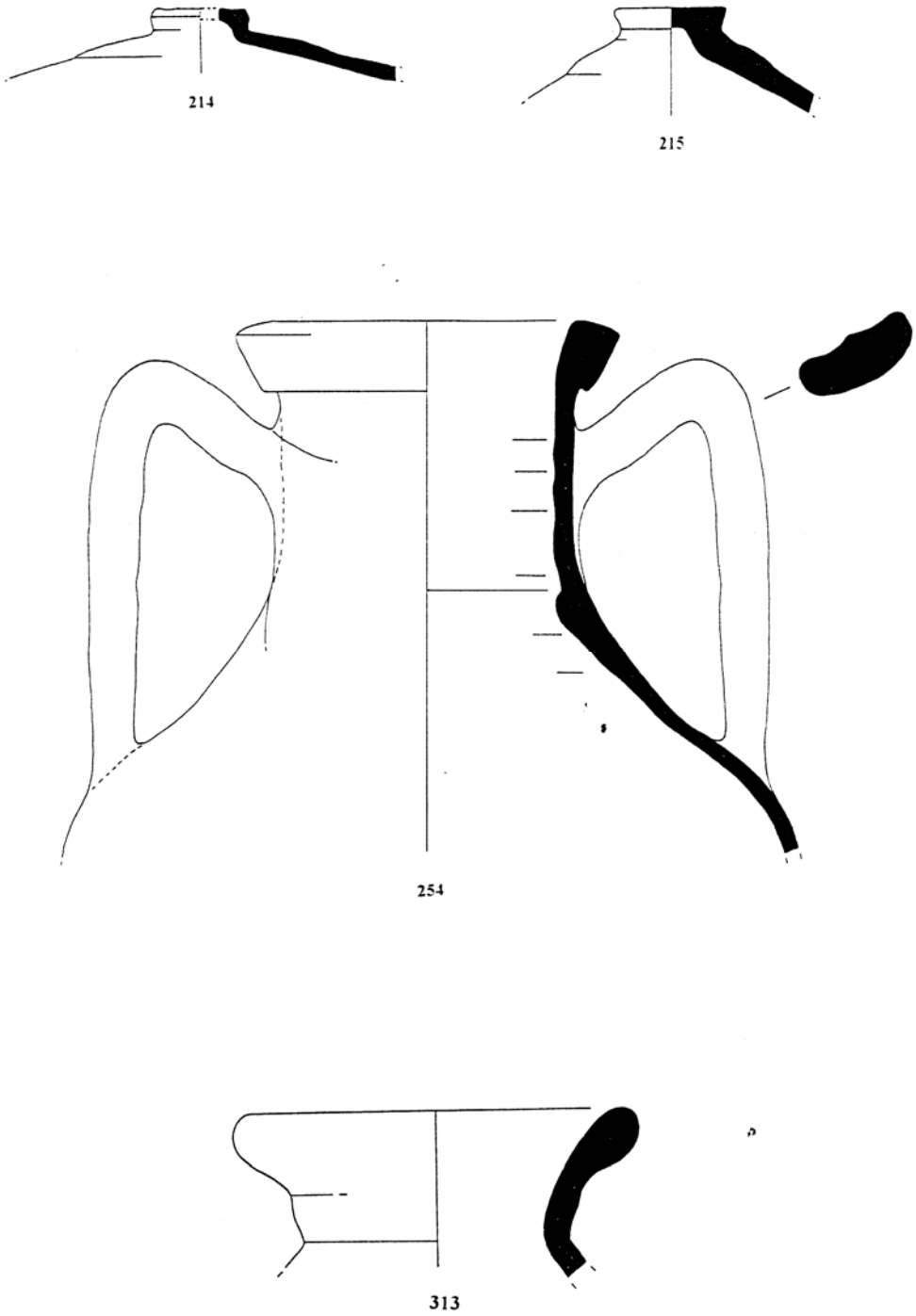

Fig. 5.3. Group A: Lids & Amphorae. Scale 1:3

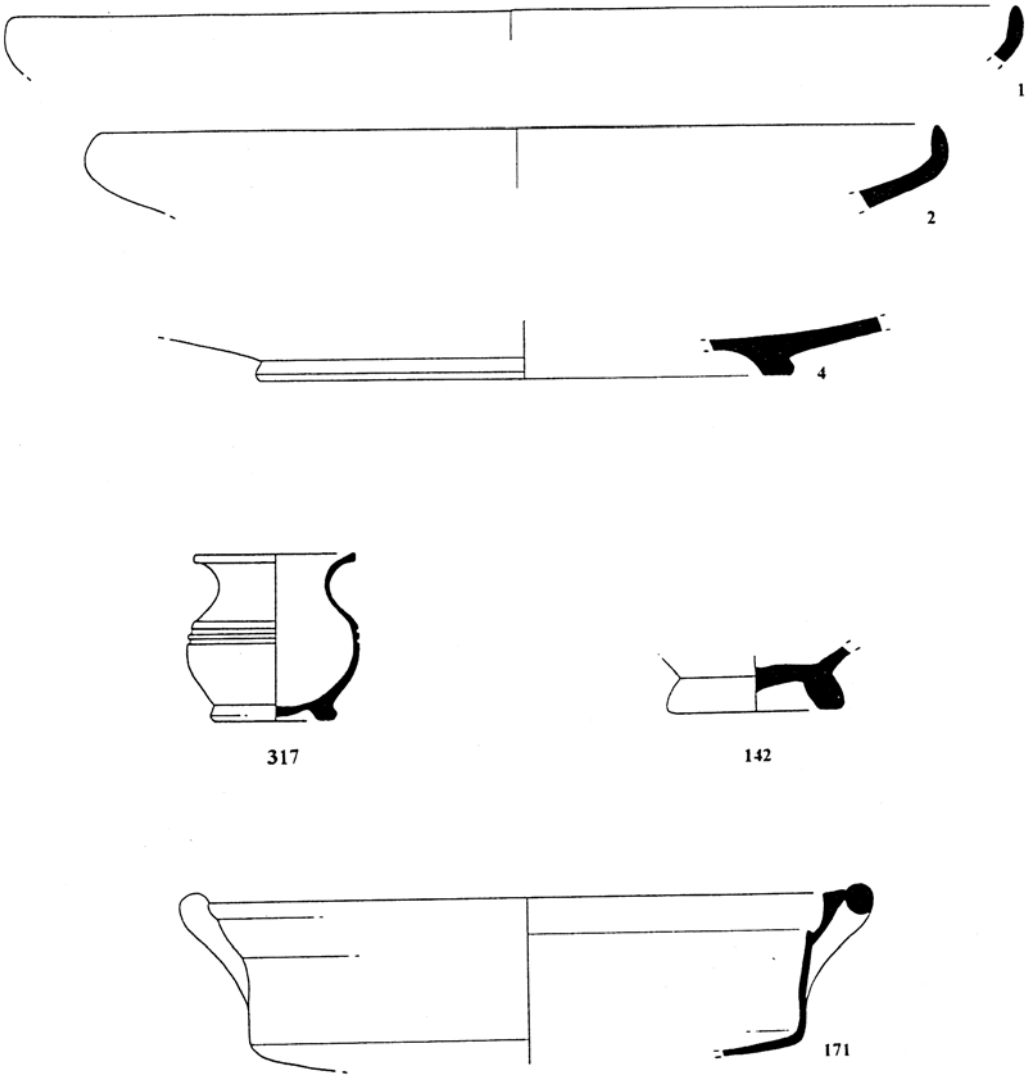

Fig. 5.4a Group C – Trench FA – level 9 – 'Over Pavement'. Scale 1:3

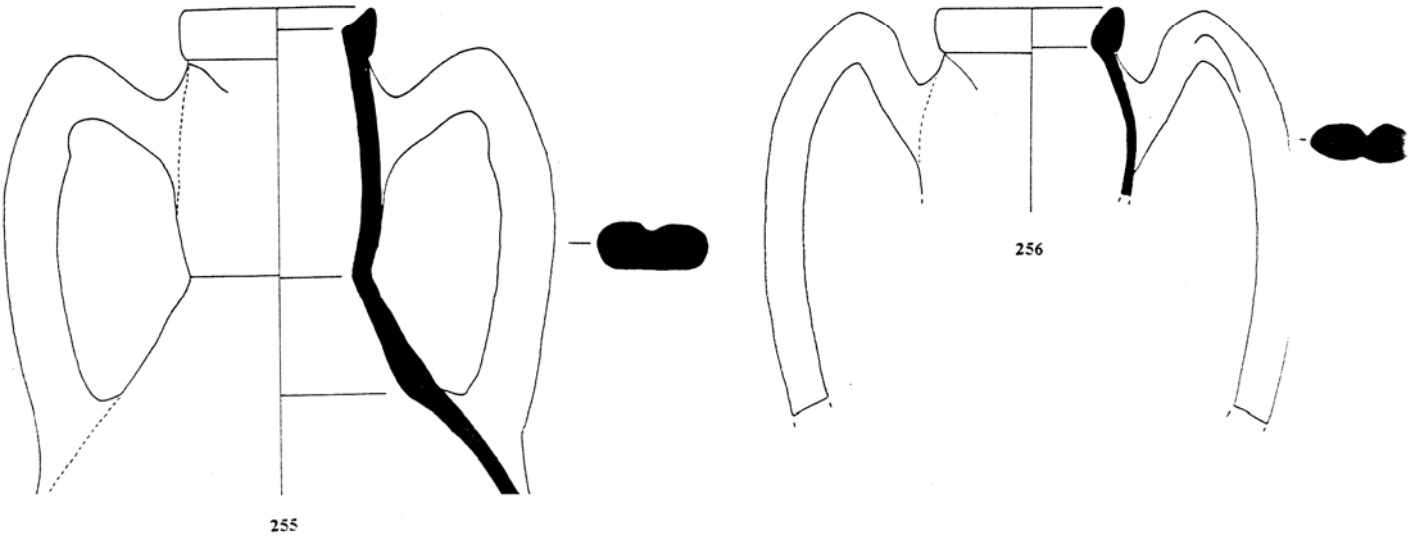

Fig. 5.4. Group B-C. Scale 1:3

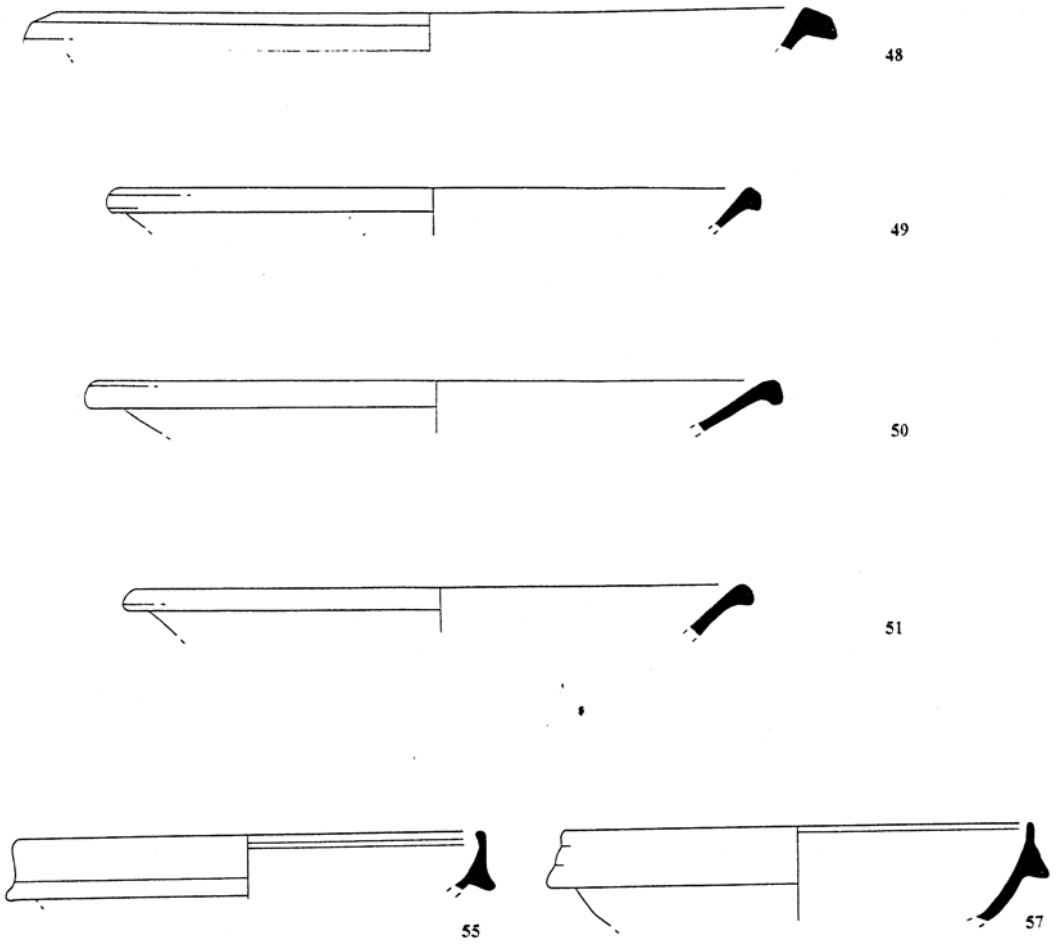

Fig. 5.5. Group D: Fine Wares (Çandarli Ware Forms 1-3). Scale 1:3

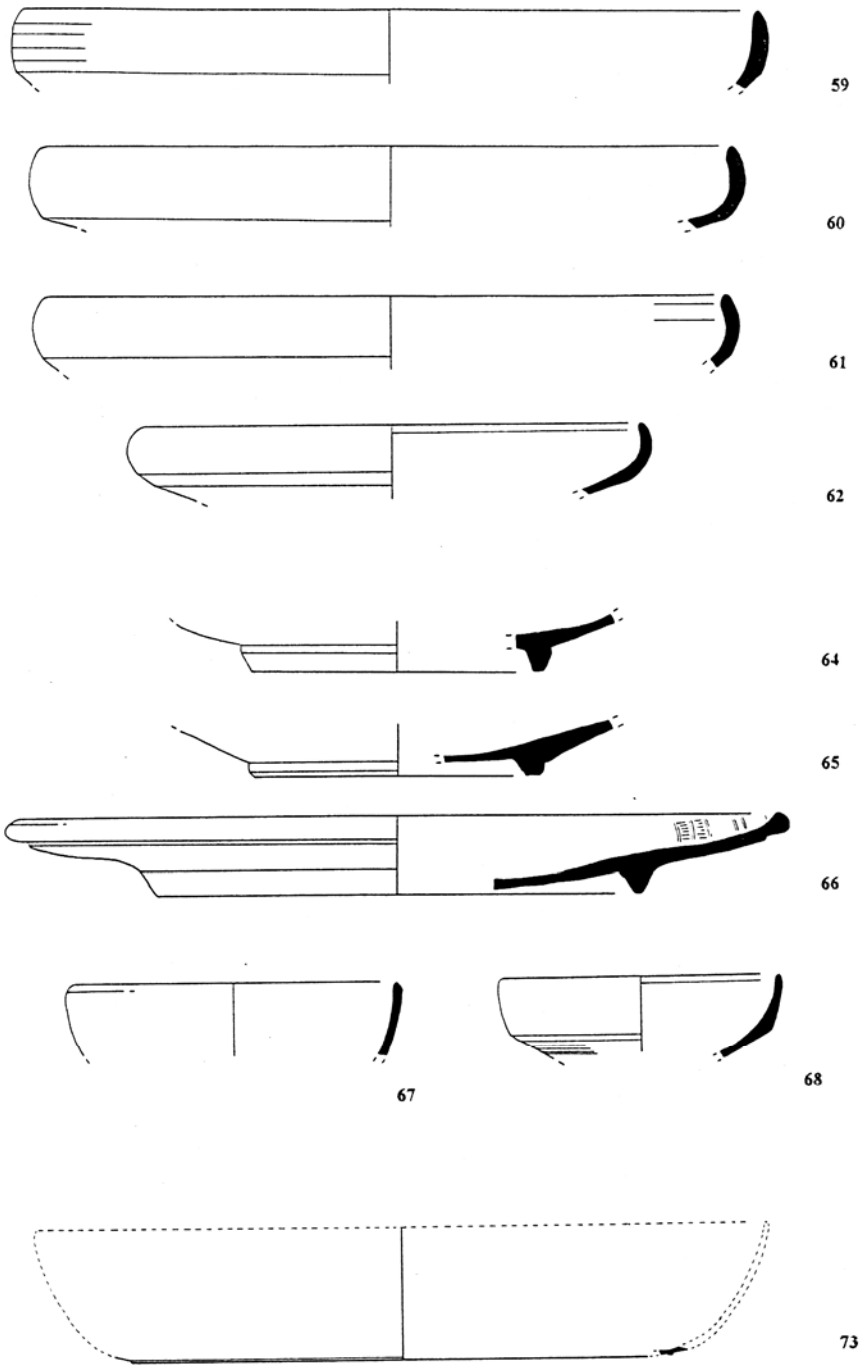

Fig. 5.6. Group D: Fine Wares (Çandarli Ware Forms 4-6; African RSW form 50A)

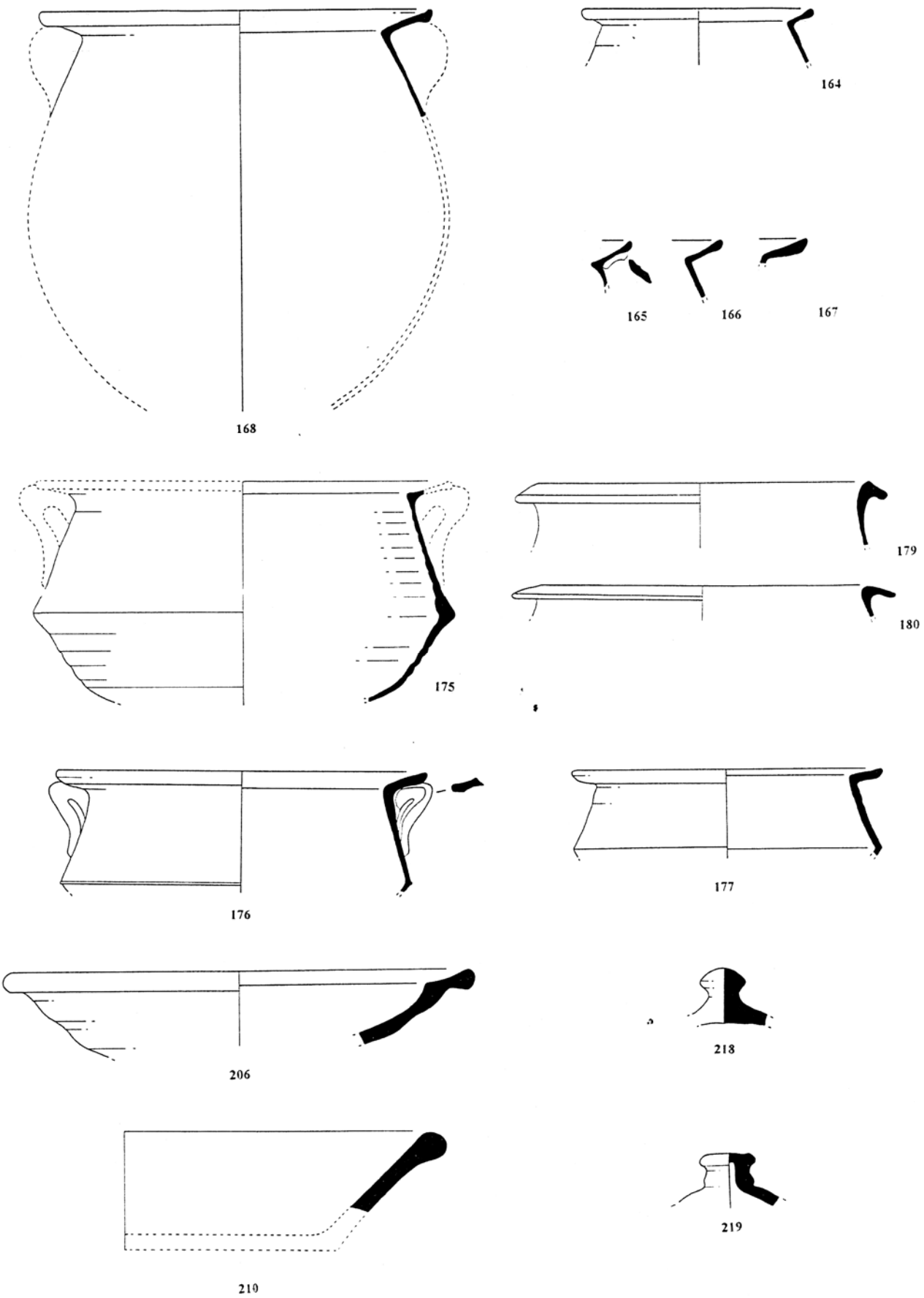

Fig. 5.7. Group D: Cooking Wares. Scale 1:3

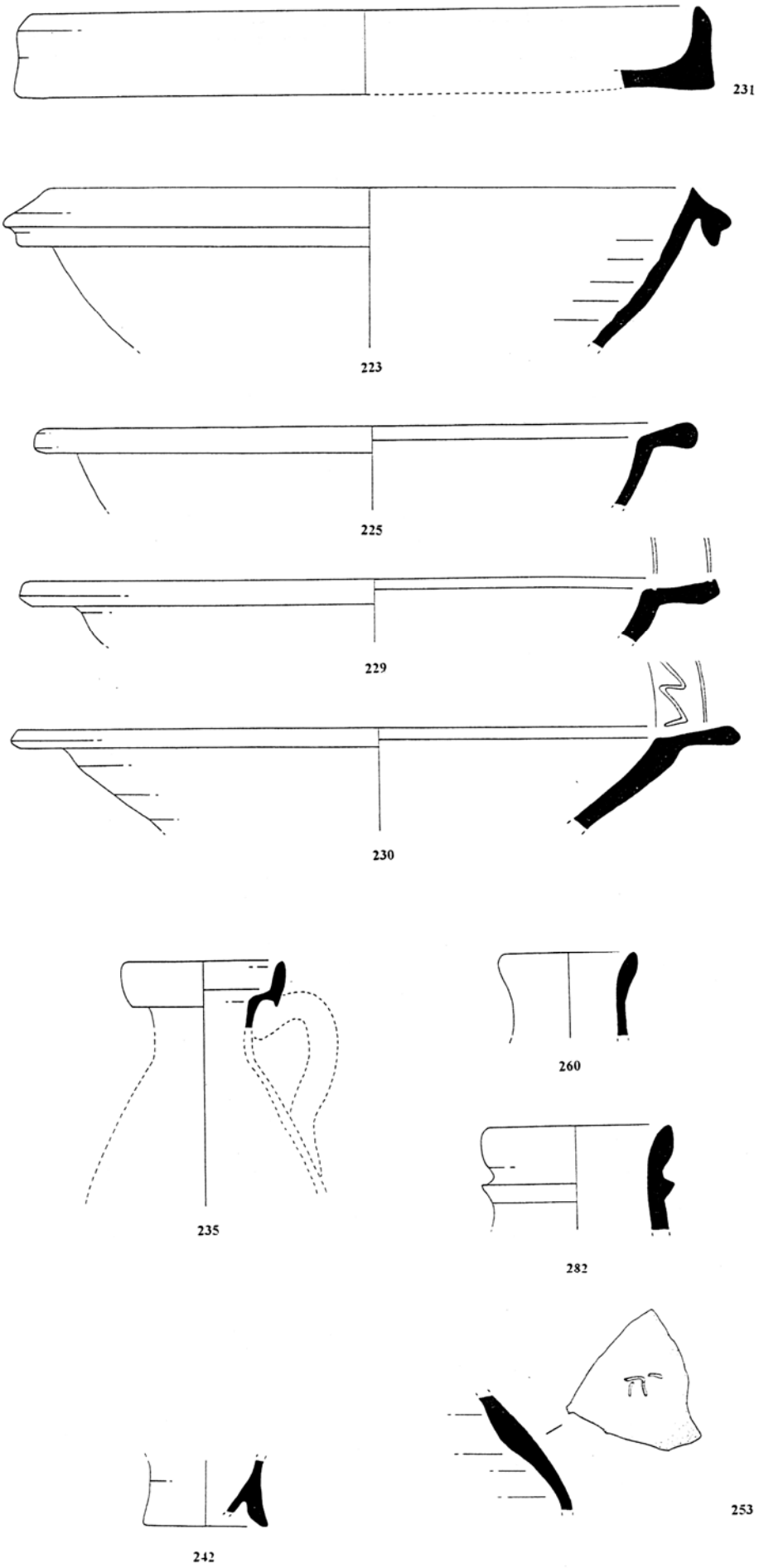

Fig. 5.8. Group D: Plain Wares and Amphorae. Scale 1:3

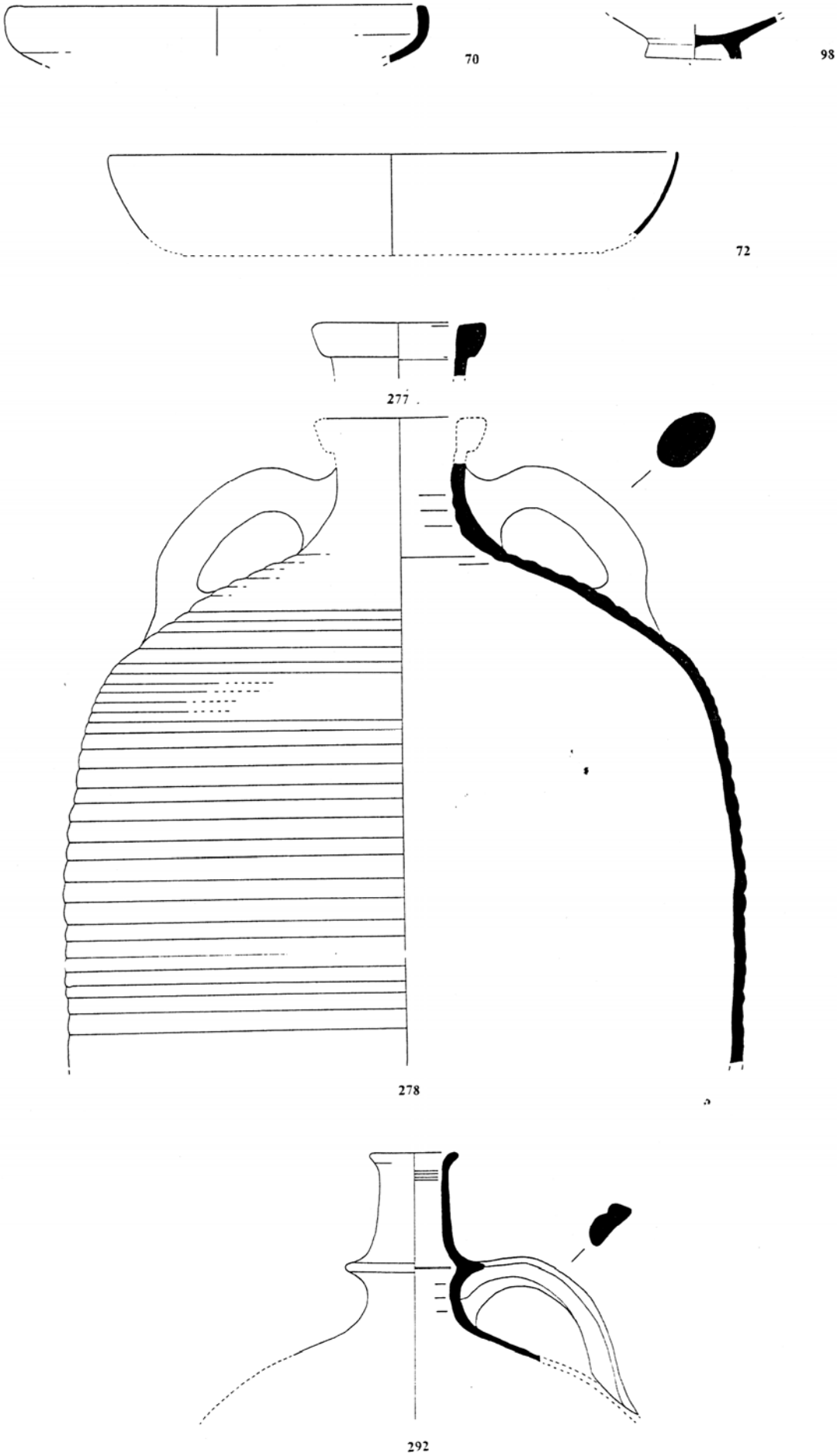

Fig. 5.9. Group E. Scale 1:3

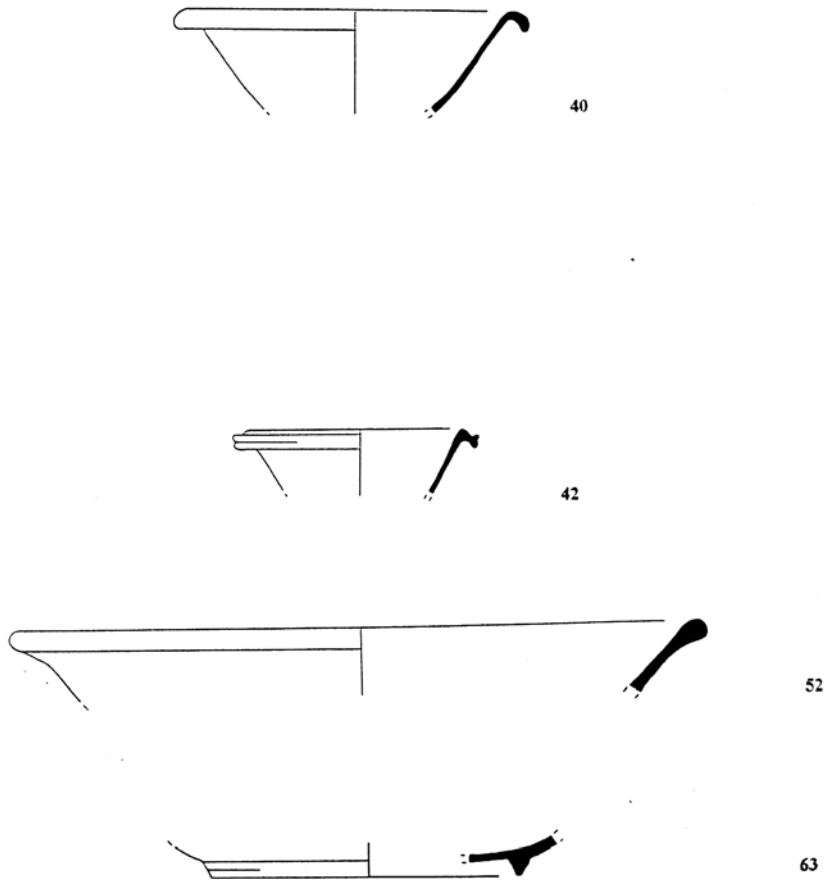

Fig. 5.10. Group F: Fine Wares. Scale 1:3

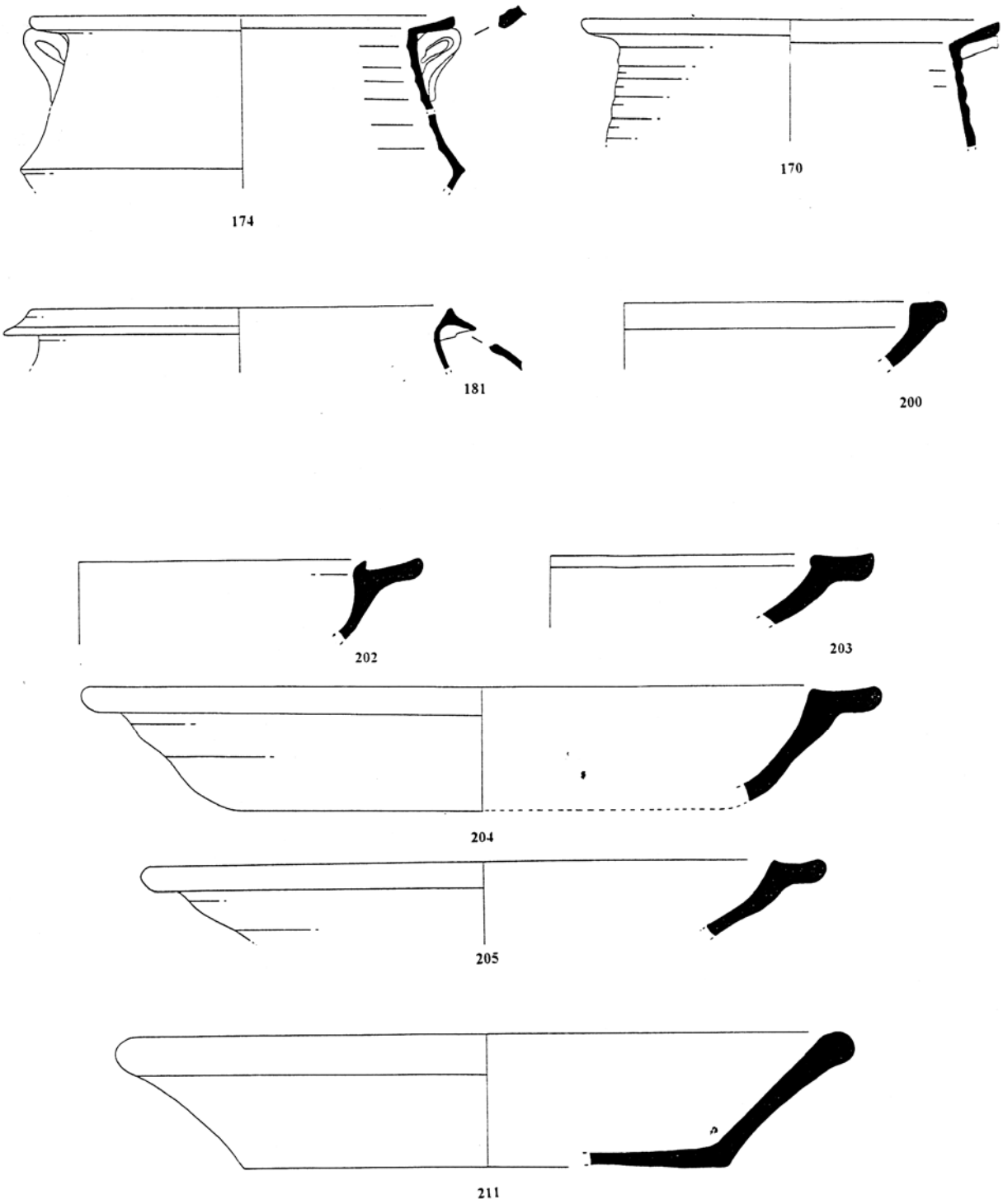

Fig. 5.11. Group F: Cooking wares. Scale 1:3

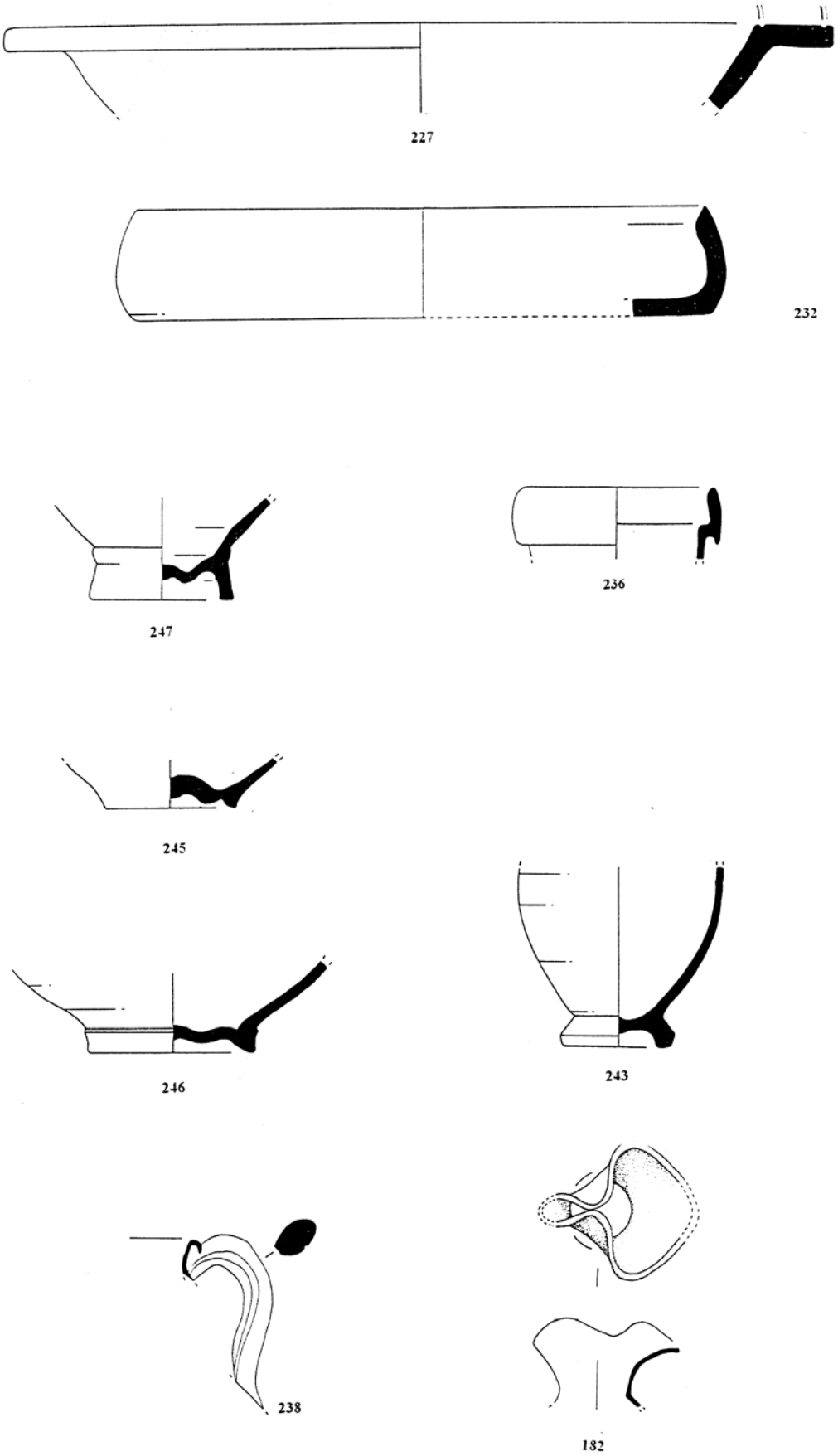

Fig. 5.12. Group F: Plain Wares. Scale 1:3

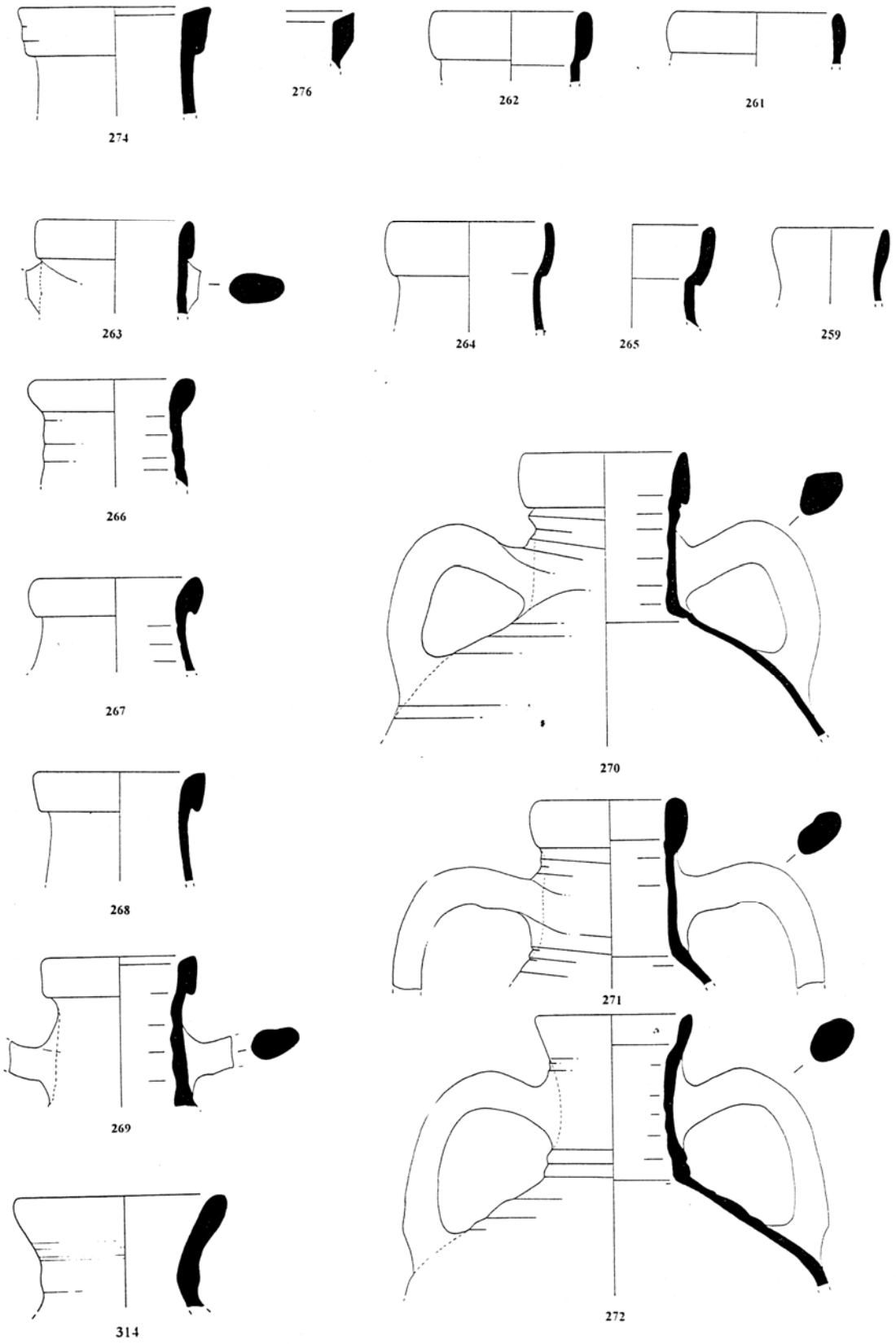

Fig. 5.13. Group F: Cretan Amphorae. Scale 1:3

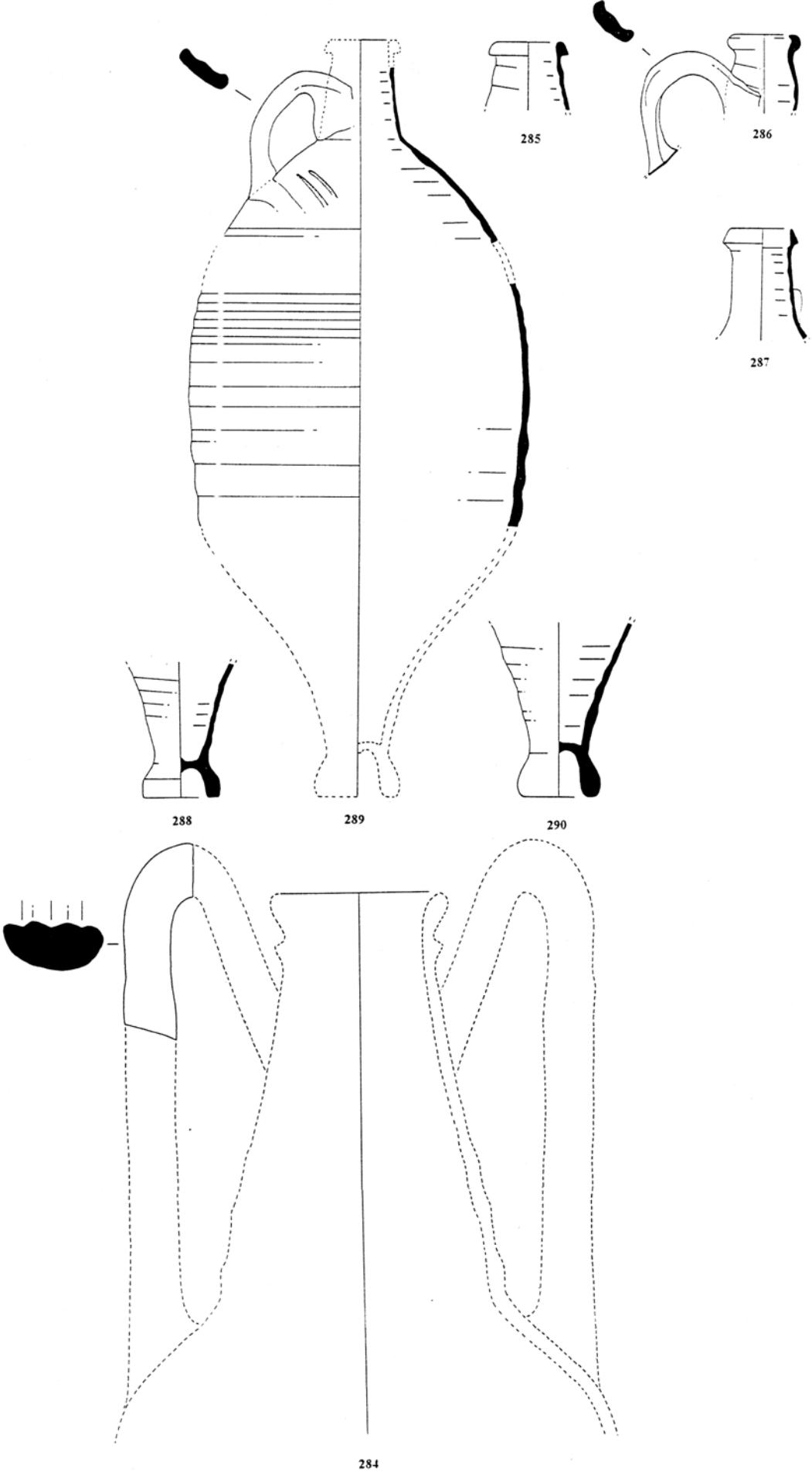

Fig. 5.14. Group F: Imported Amphorae. Scale 1:3

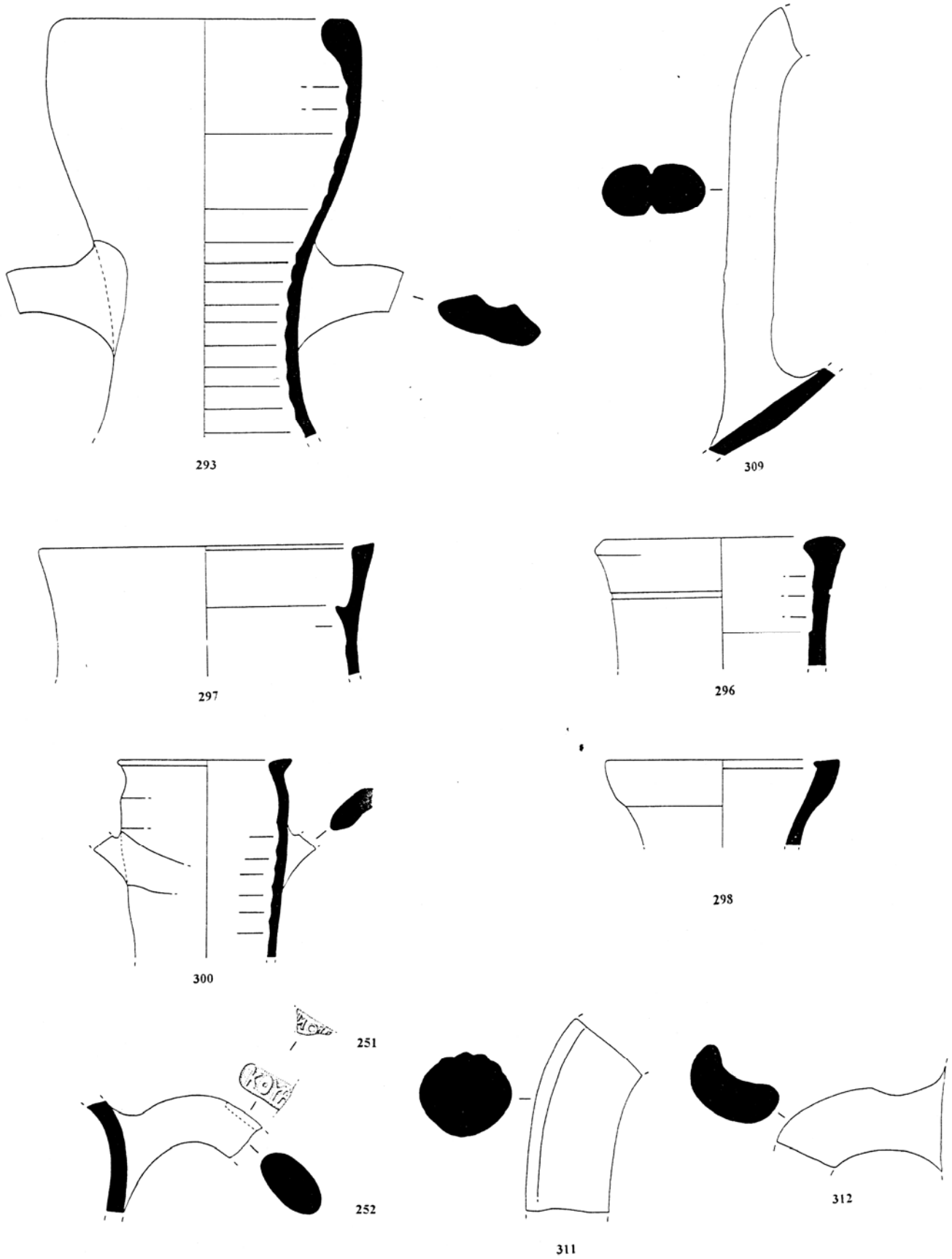

Fig. 5.15. Group F: Imported Amphorae. Scale 1:3

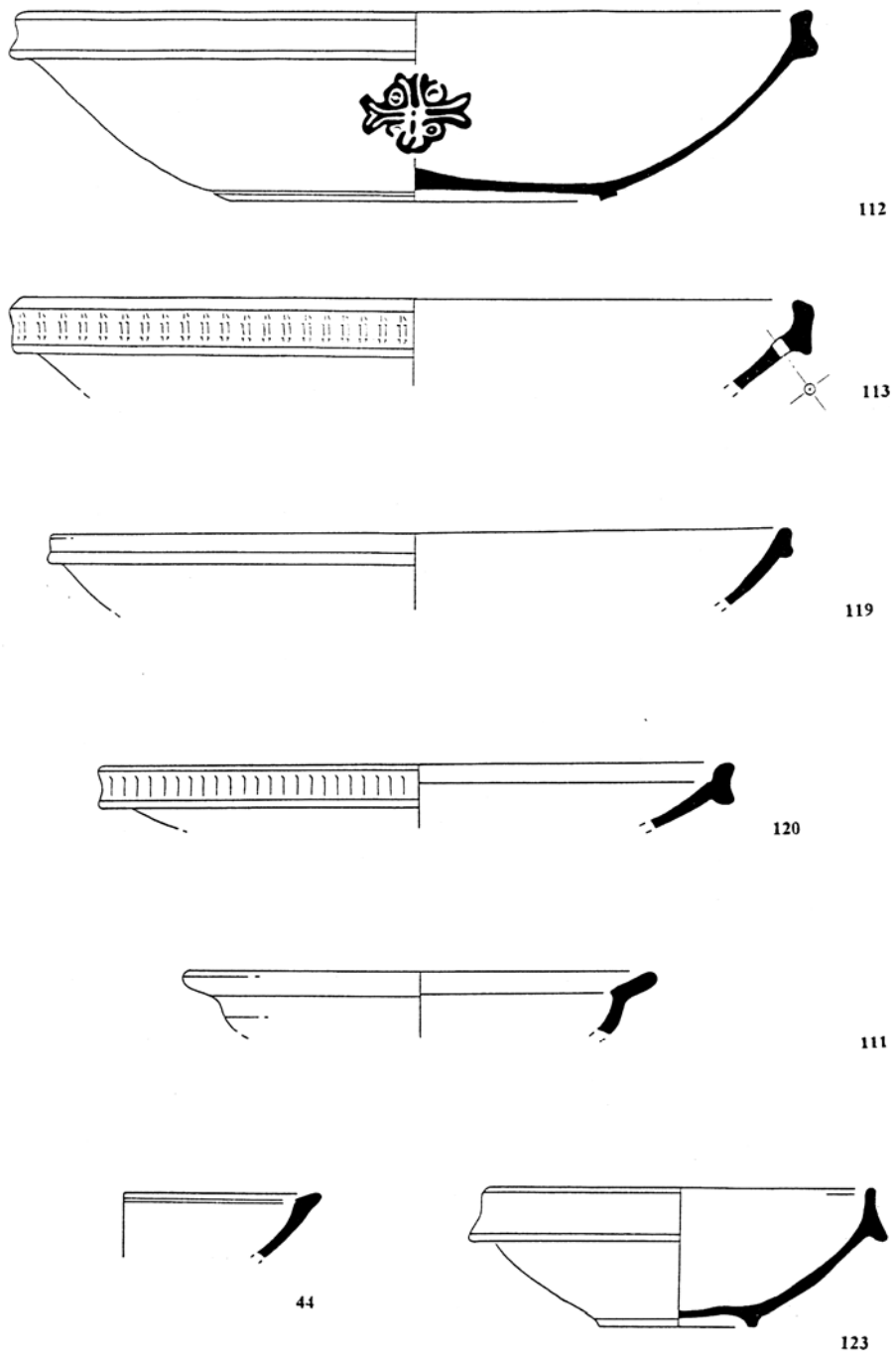

Fig. 5.16. Group G: Fine Wares. Scale 1:3

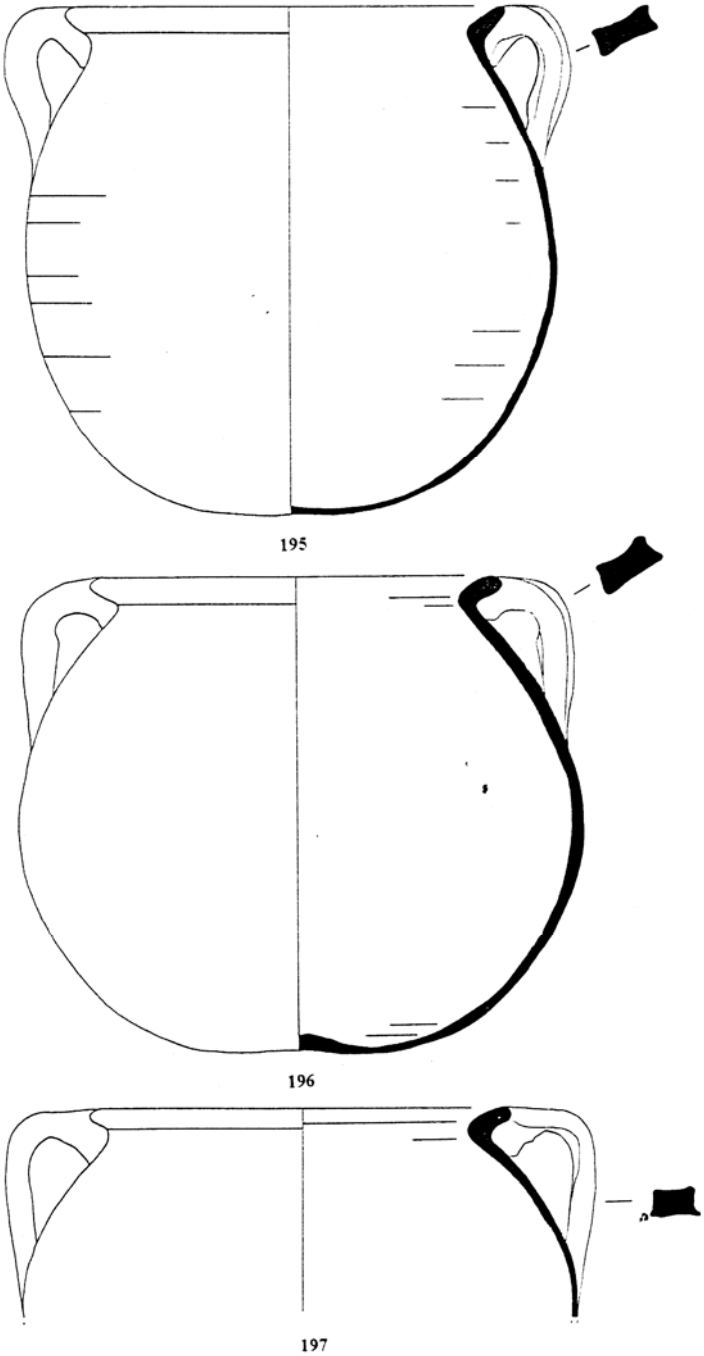

Fig. 5.17. Group G: Cooking Wares. Scale 1:3

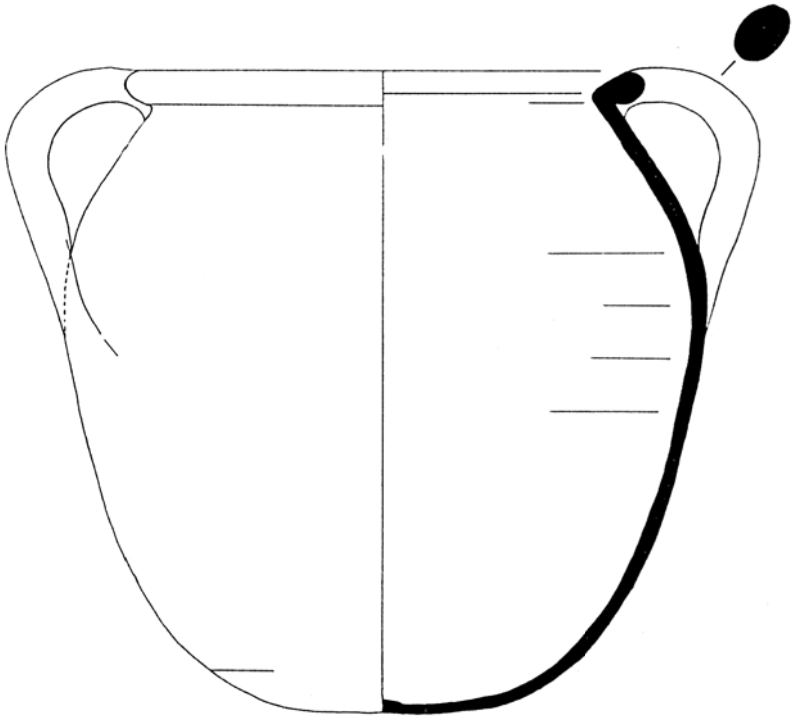

198

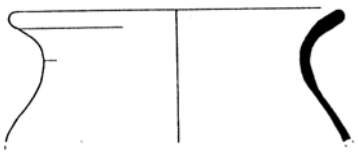

199

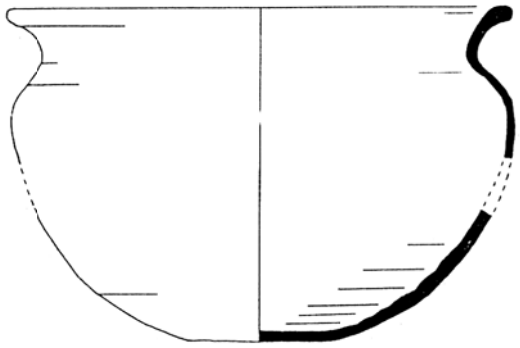

248

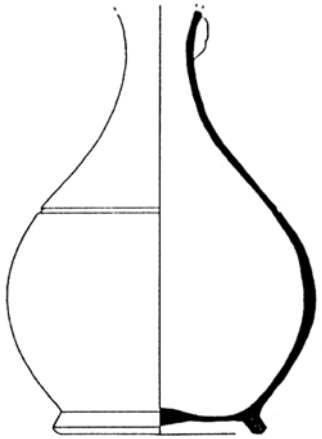

249

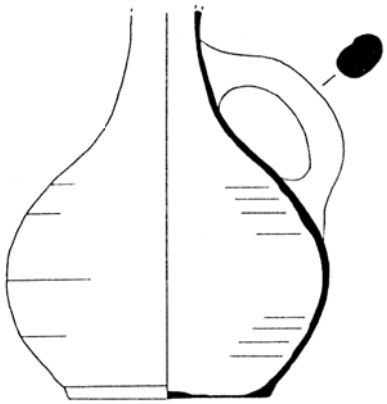

250

Fig. 5.18 Group G – Course Wares – Cooking vessels & Plain Wares. Scale 1:3

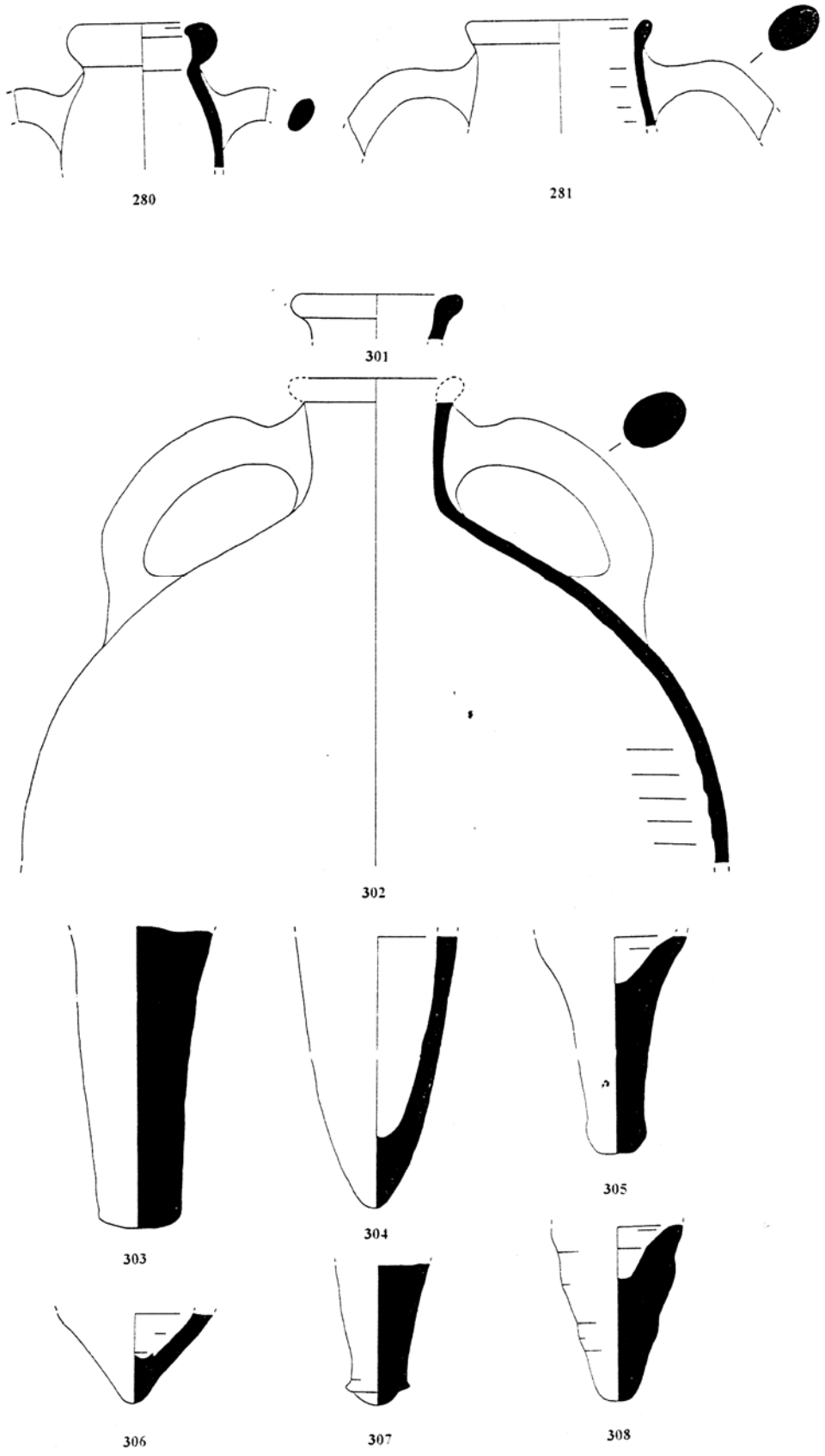

Fig. 5.19. Group G: Amphorae. Scale 1:3

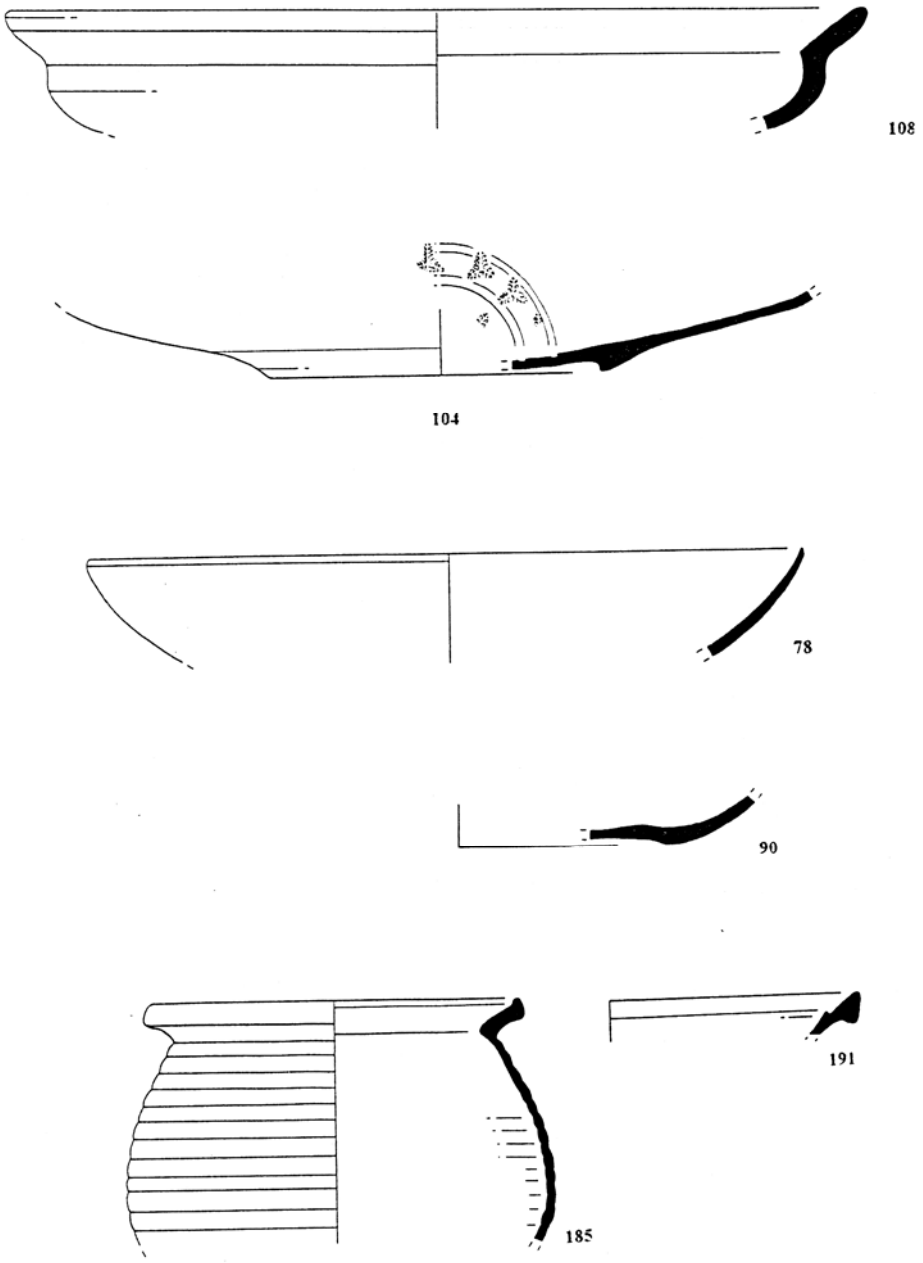

Fig. 5.20. Group H. Scale 1:3

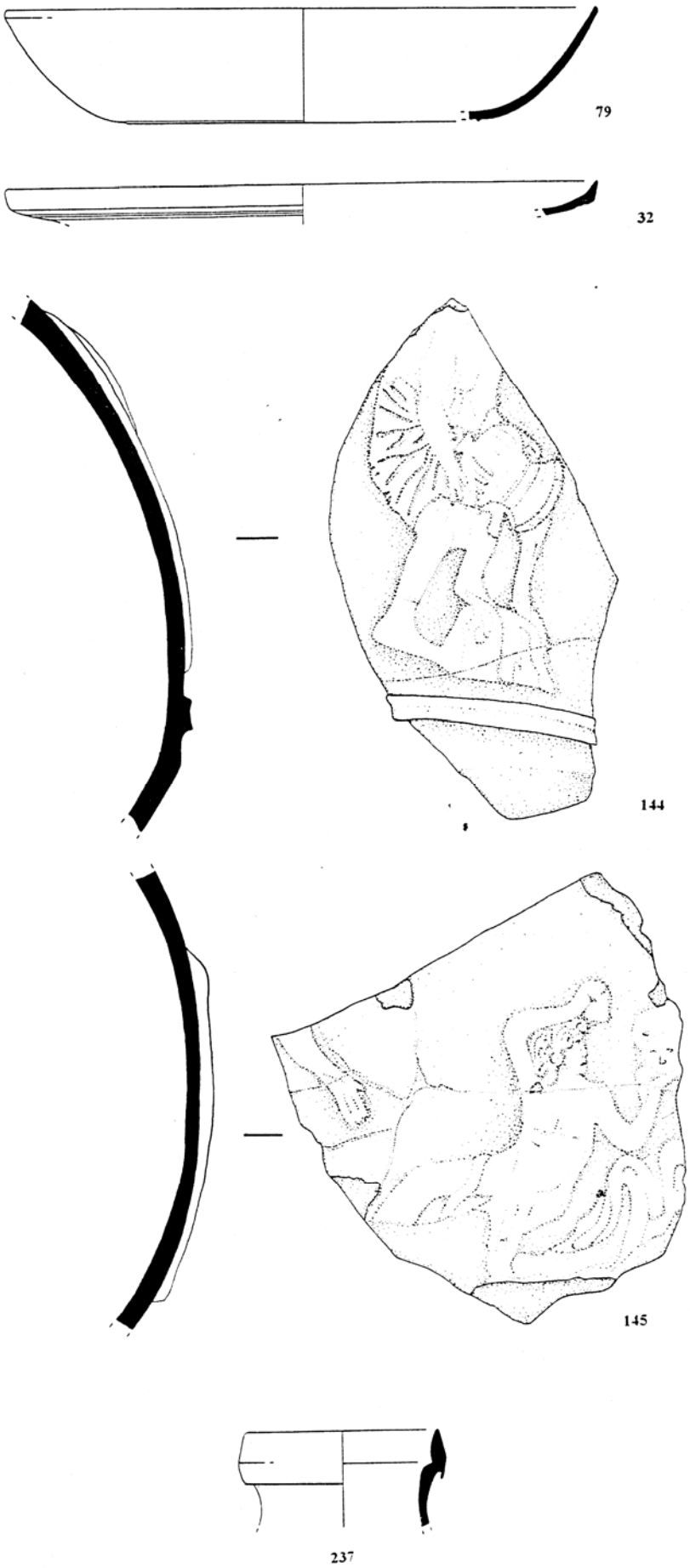

Fig. 5.21. Group I. Scale 1:3

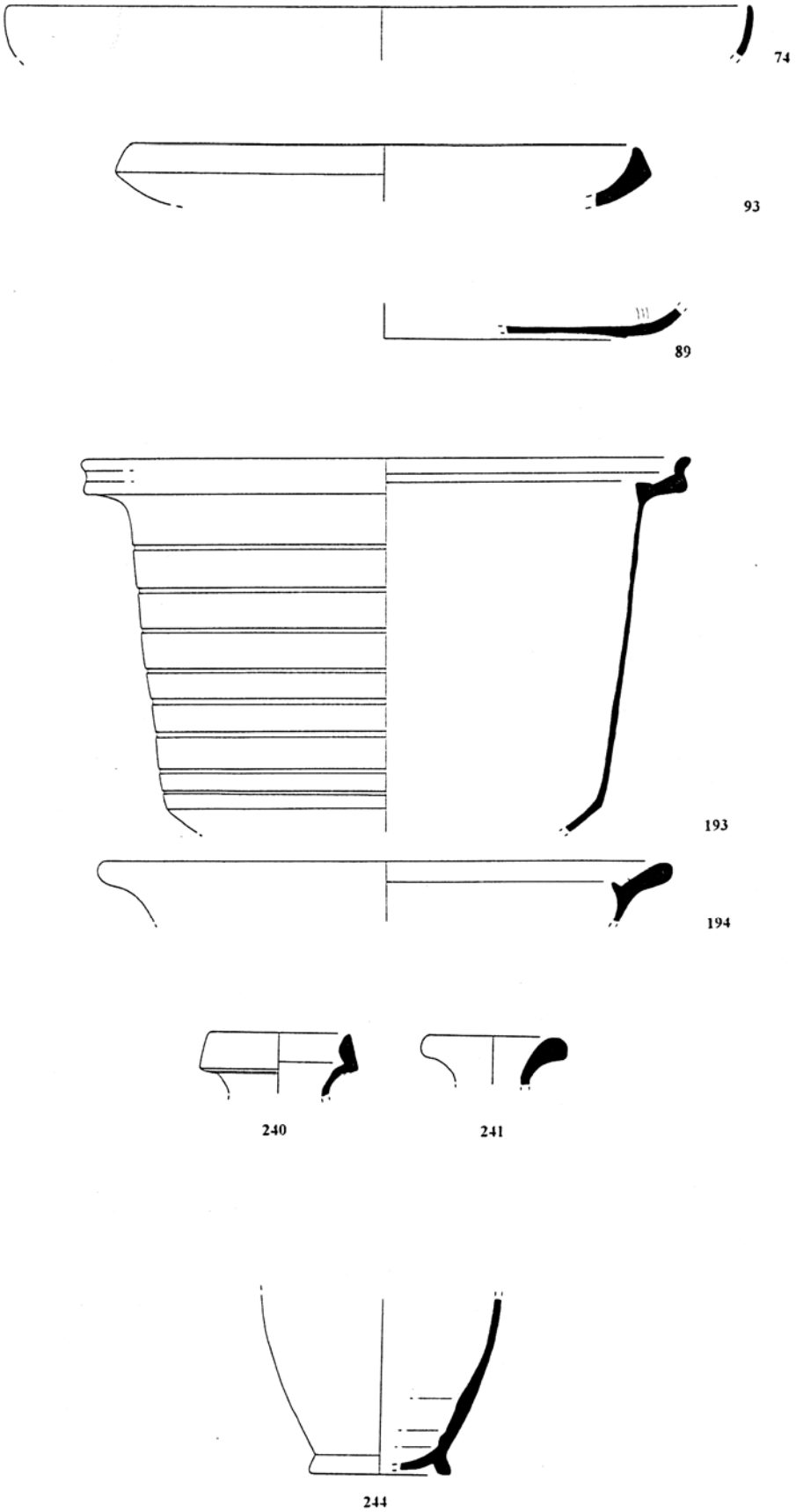

Fig. 5.22. Group J. Scale 1:3

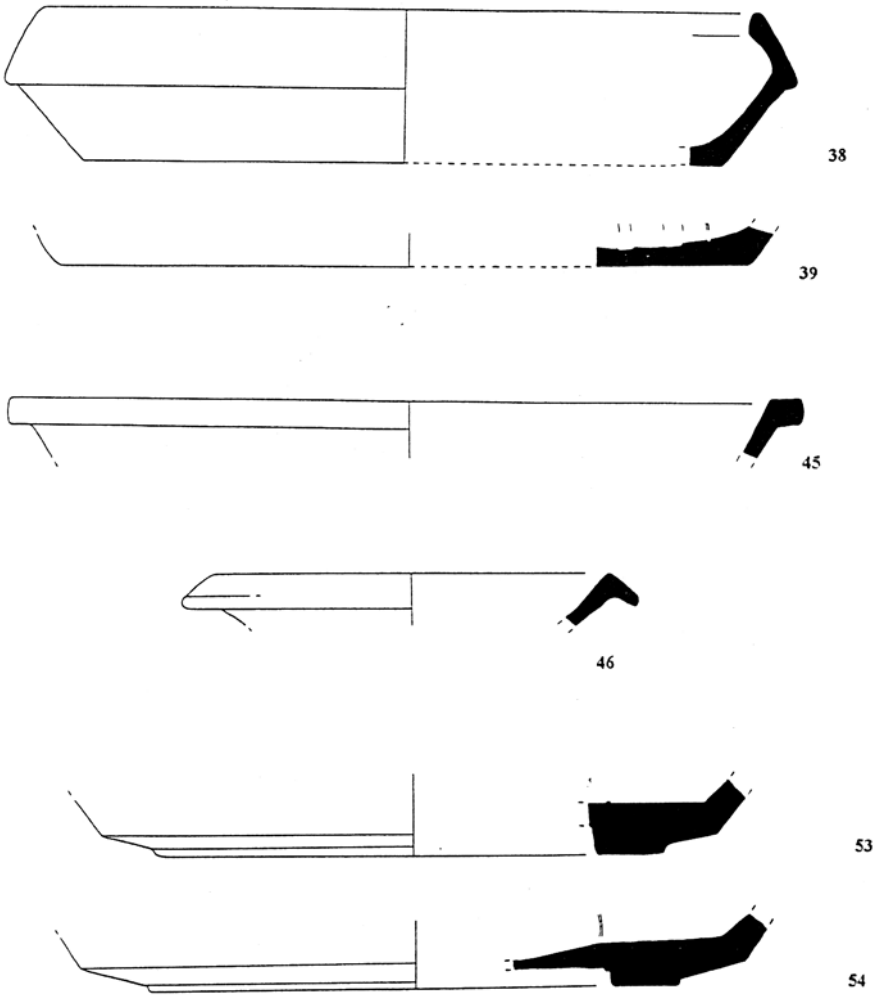

Fig. 5.23. Group K: Fine Wares (Eastern Sigillata B, Çandarli Ware). Scale 1:3

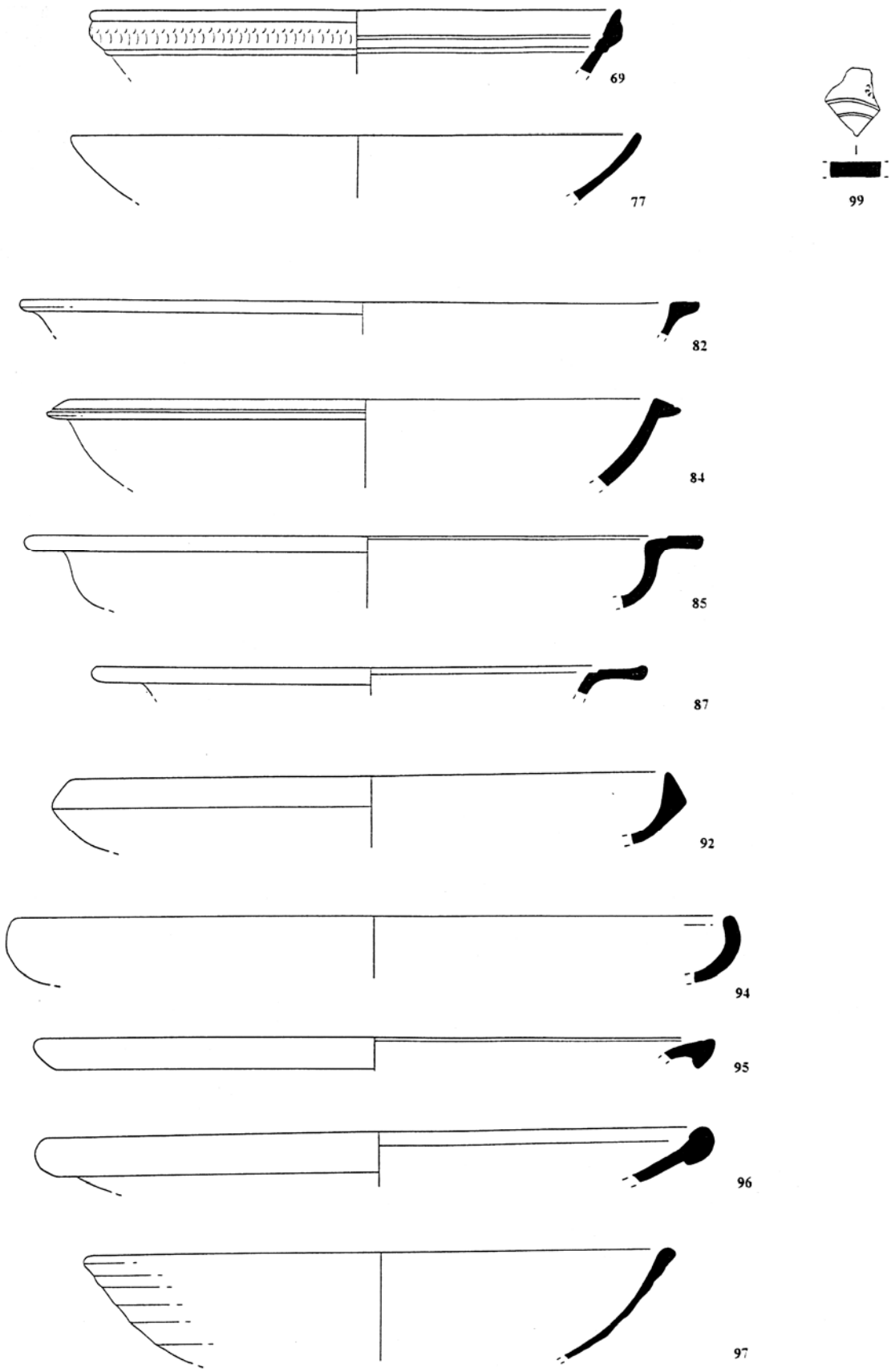

Fig. 5.24. Group K: Fine Wares (African Red Slip Ware). Scale 1:3

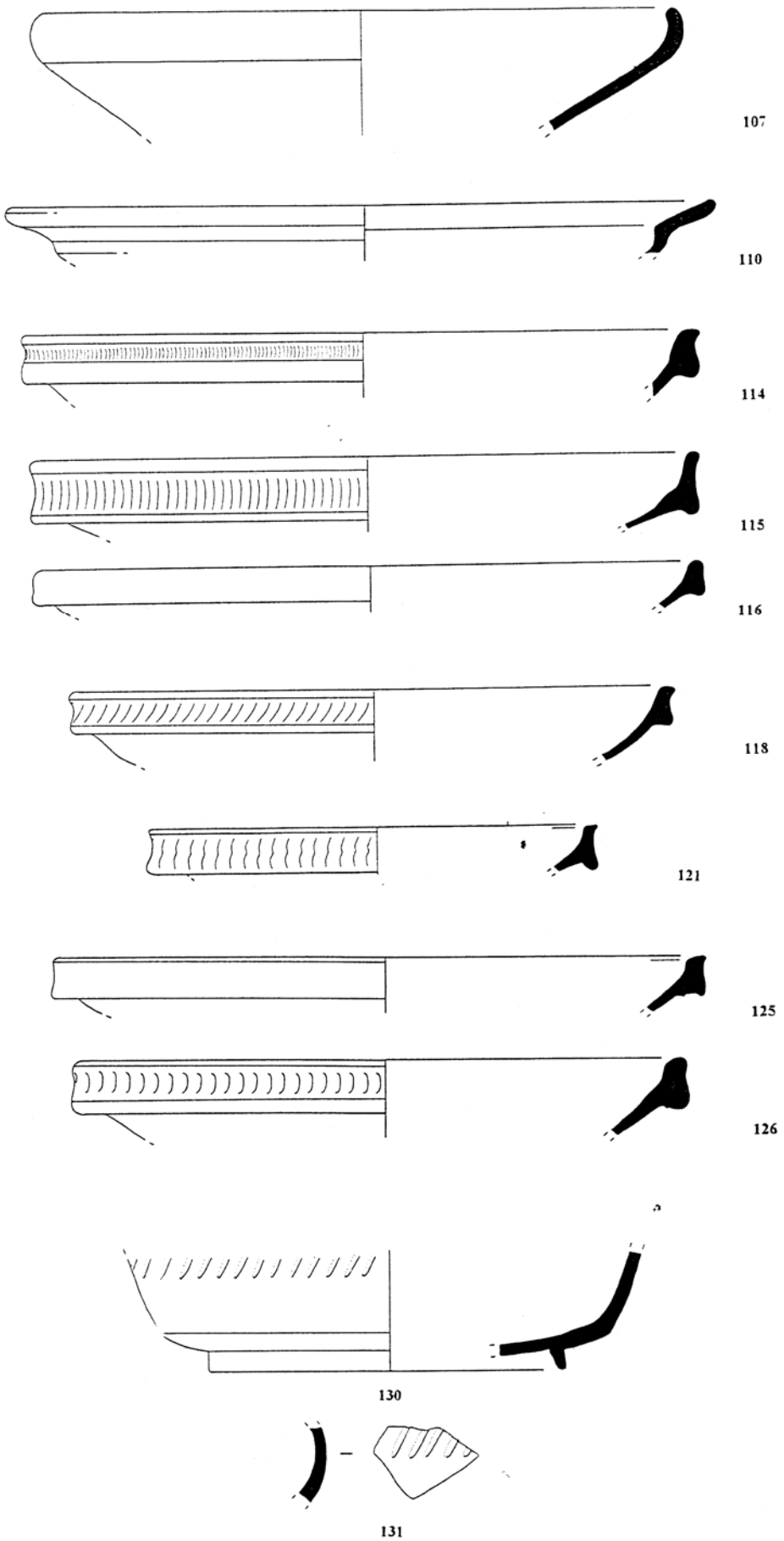

Fig. 5.25. Group K: Fine Wares (Phocaean and misc. Wares). Scale 1:3

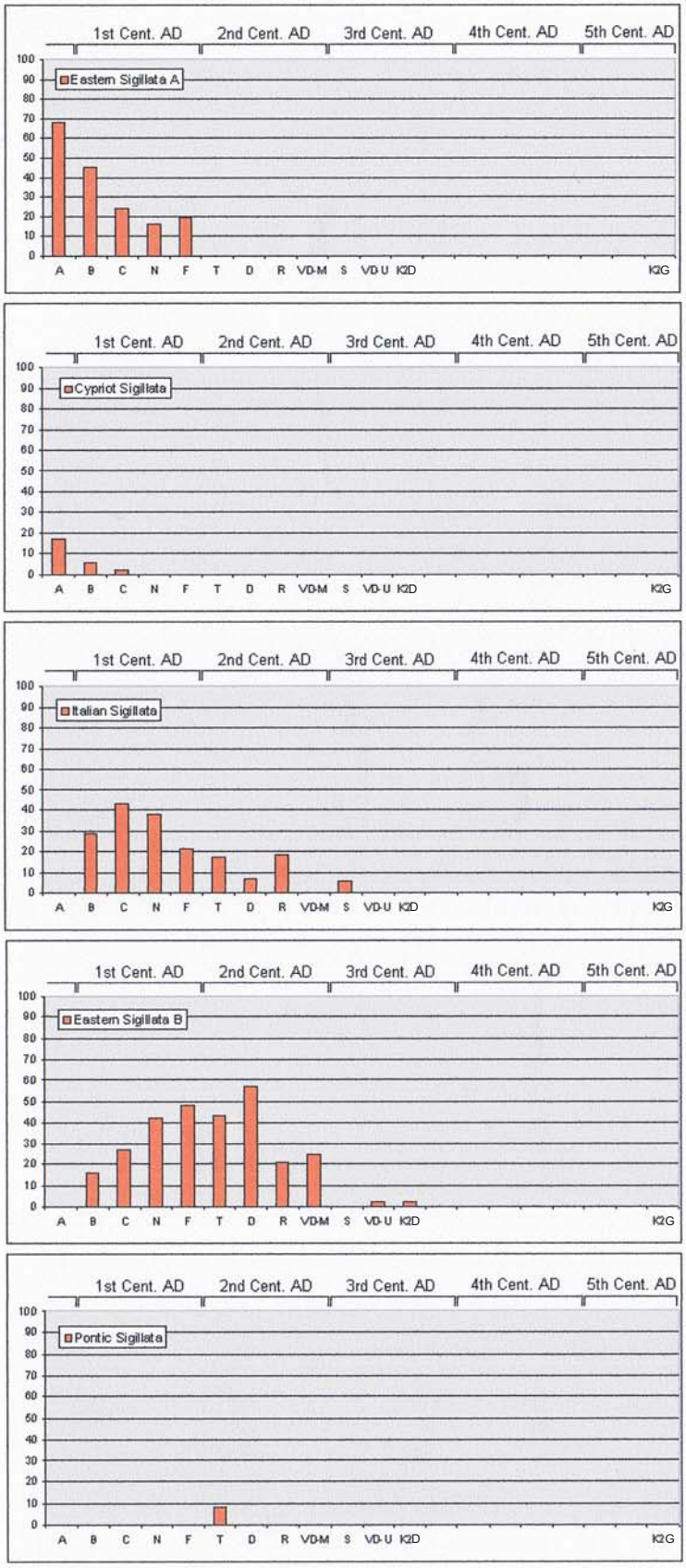

Fig 6.1a Relative frequencies (%) of imported *terra sigillata* – Knossos

Deposits A,B,C,N,F,T,D,R,S – *Unexplored Mansion* (Sackett 1992); VD-M/VD-U; *Villa Dionysos* (Hayes 1983); K2K-D/G (*Knossos 2000*)

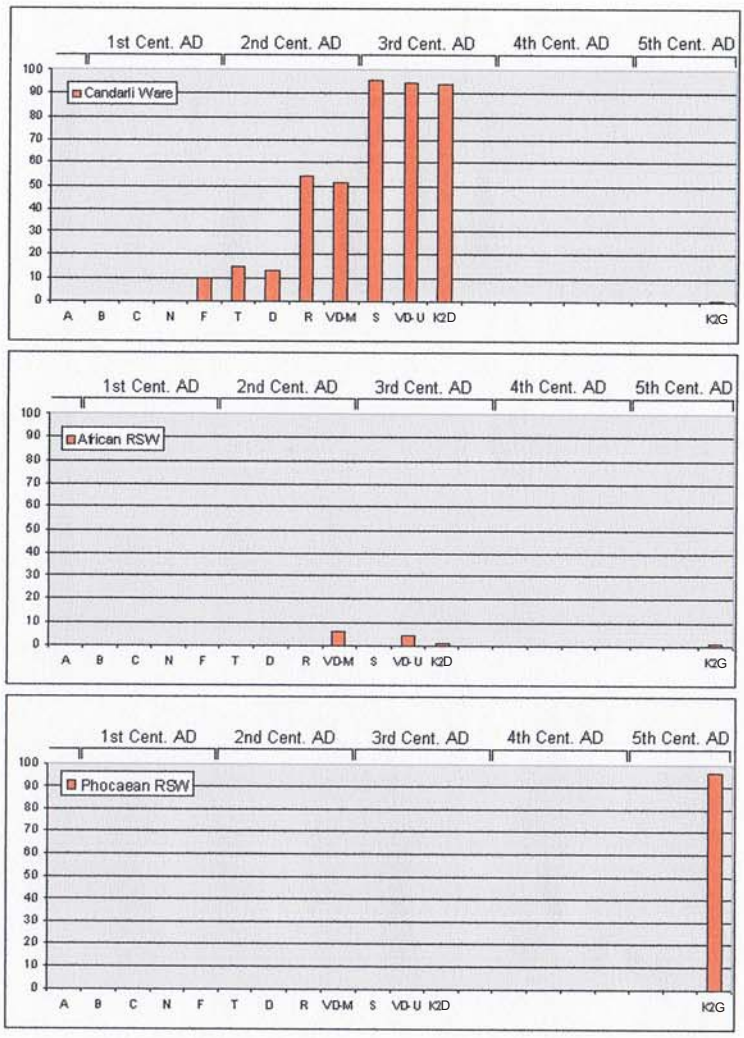

Fig 6.1b Relative frequencies (%) of Late Roman Fine Ware imports - Çandarli, African Red Slip and Phocaean Wares

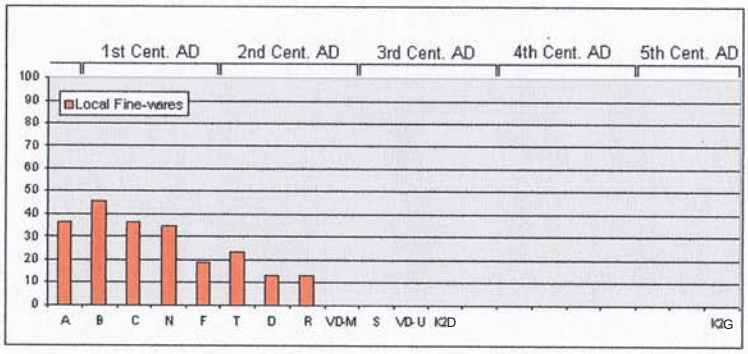

Fig. 6.1c Relative frequency (%) of Local fine wares

Deposits A,B,C,N,F,T,D,R,S – *Unexplored Mansion* (Sackett 1992); VD-M/VD-U *Villa Dionysos* (Hayes 1983); K2K-D/G (*Knossos 2000*)



Fig. 6.2: Chronological range - Late Roman fine wares. Knossos 2000 excavations

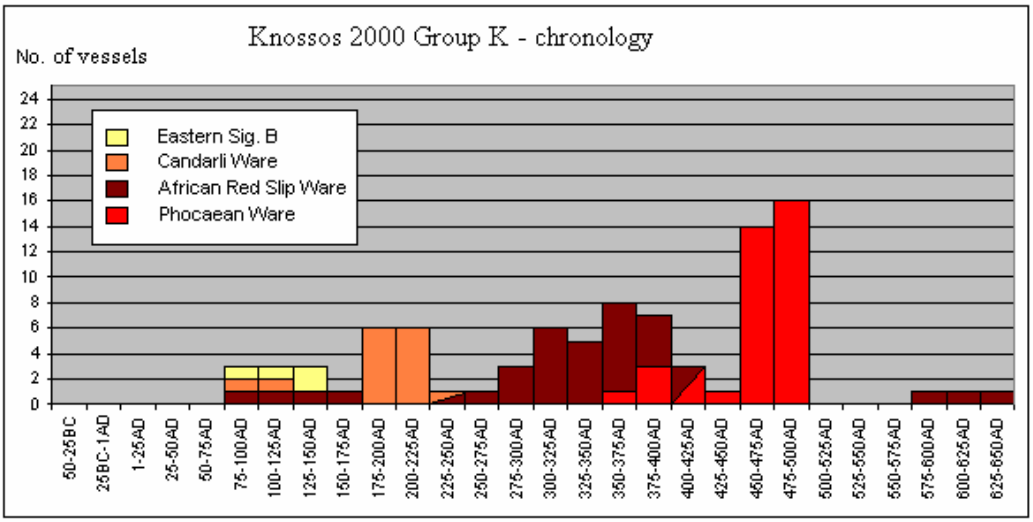

Fig. 6.3 Trench AA – Group K; Finewares and Chronology

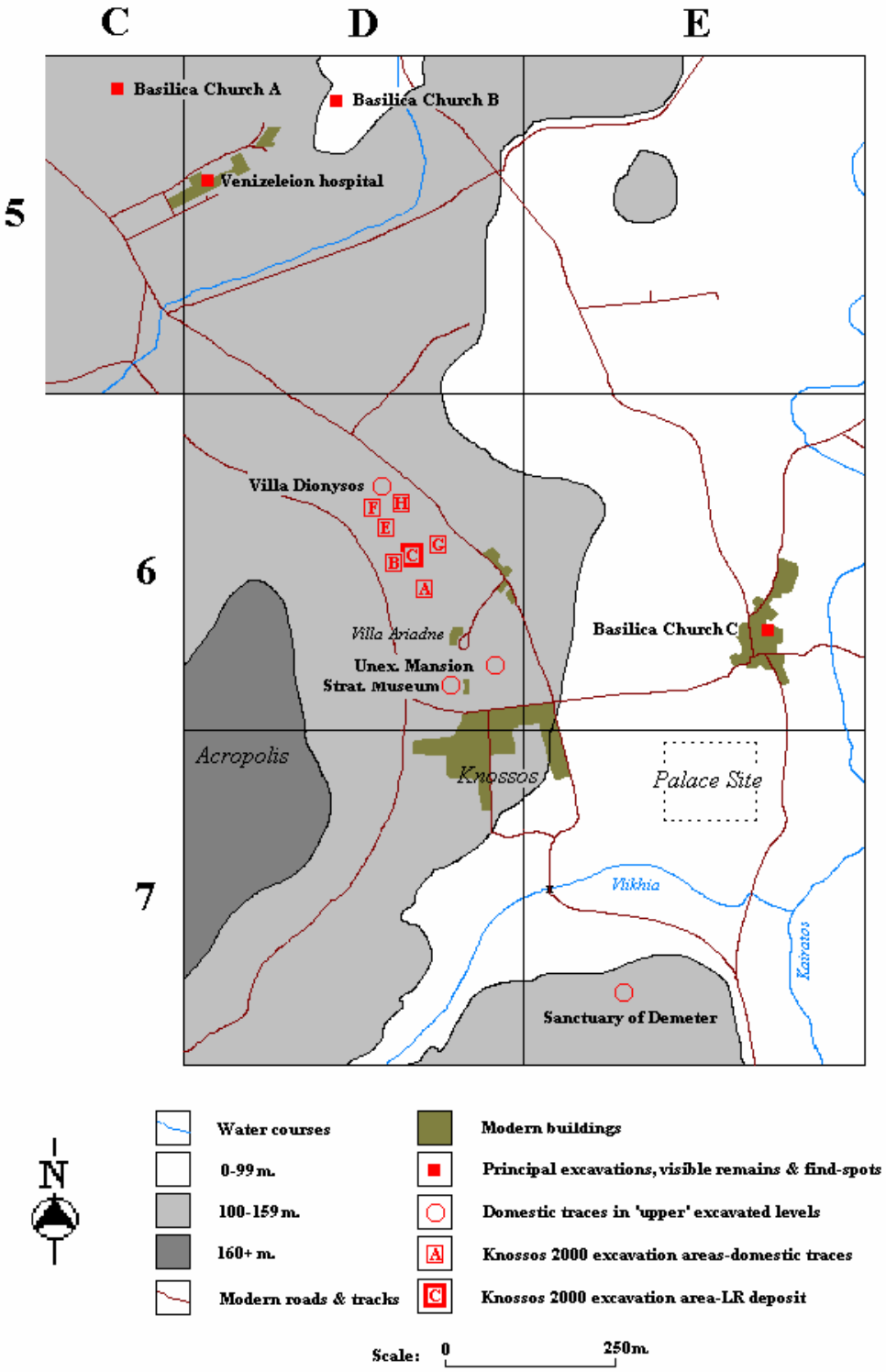

Figure 6.4 Central Knossos: Late Roman find-spots/sites

I. Stamped roof-tile



II. Hellenistic and pre-Colonial Coins (Sackett 1992, 323-331 ; Pl.275 Nos. 22,24,28,35)

Plate 1. Labyrinth Motifs (Roof-tile and coins)

I. SE View overlooking *Knossos 2000* study area between the Villa Dionysos & Villa Ariadne.

Plate 2. *Knossos 2000* study area

I. Area C – General view looking west up the slope

II. Room 3 ‘Net-Pattern’ Mosaic

III. Room 6 ‘Hypocaust’ and ‘flues’

Plate 3. Area C

I. Area C – Room 11: ‘Plunge Bath’ with plug-hole and plug highlighted

II. Area C – Room 10: ‘Satornilos Mosaic’

Plate 4. Area C – Room details

I. View north-west

II. Upper Minoan level (MMIIA)

III. Minoan pit (MMIB/IIA)

Plate 5. Area E

I. General view looking west

II. ‘Wave-crest’ mosaic

III. Mosaic continued

IV. Manacles

Plate 6. Area H

I. Gemstone depicting *Artemis Ephesia* flanked by the sun and moon and a pair of deer (Trench CB – level 27).

II. Sealstone *intaglio* depicting a young man – perhaps a representation of the god Apollo (Trench AA – level 9).

III. Byzantine lead seal of an official named *Ioannis*, with the titles *vestiarius* and *protonotoarius sakellion*, denoting an Officer of the Imperial Treasury (*c*. early 9th century AD? – Trench HA – level 1).

Plate 7. *Knossos 2000* – Misc. small finds (Wardle 1997)

I. Ceramic ‘wall-spacers’ (Trench CA: Room 6, level 3)

II. Other examples of ‘wall-spacers’ from *Knossos 2000* excavations

Plate 8. Ceramic wall-spacers

I

II

III

IV

Plate 9. Trench EC: Minoan levels (MMIB/IIA example finds). For comparison, the examples on the left of I-III are from the 'West Court Basements' of the Palace, excavated by Evans in 1904



I. Çandarli Ware Plate (Catalogue no. **66**)

II. Çandarli Ware Plate – reverse (Catalogue no. **66**)

Plate 10. Çandarli Ware Plate (Form 6)

I. Stamp - ‘palm-branch’ motif radiating from centre, surrounded by a band of alternate ‘palm-branch’ and square ‘grille-patterns’ bordered by grooves (*c*.350-450 AD).
(Cat. No. **102**)



II. Stamp - large rosettes within two bands of concentric double grooves (*c*. 350-375AD).
(Cat. No. **100**)

III. Bowl with external gouging, Hayes Form 59A (Cat. No. **86**)

Plate 11. African Red Slip Ware decorations

I. Phocaean Ware - Central floor stamp: ‘double-ribbed Greek cross with pendants’
c.475-500 AD (Cat. No. **112**)

Plate 12. Phocaean Ware – stamped decoration detail.

I. Glazed Ware ‘table-amphora’ fragment (Catalogue no. **144**)



II. Glazed Ware ‘table-amphora’ fragment (Catalogue no. **145**)

Plate 13. Glazed Ware (Trench CB)

I. Glazed ware ‘table-amphora’ – detail (**144**)

II. Glazed ware ‘table amphora’ – detail (**145**)

Plate 14. Glazed ware details

I. Cooking pot (Cat no. **159**) - exterior surface

II. Cooking pot (Cat no. **159**) - interior surface

III. 'Casserole' (Cat no. **171**)

IV. 'Casserole' (Cat no. **173**)

Plate 15. Early Roman Cooking Wares

I. Large Cooking pot (Cat no. **198**)

II. Cooking pot (Cat no. **196**)

III. Plain Ware Jugs (Cat no. **249-250**)

IV. Cooking pot (Cat no. **195**)

Plate 16. Late Roman Coarse Wares (Group G)

I. Amphora handle stamp
(Catalogue no. **252**)

II. Amphora handle stamp
(Catalogue no. **251**)

III. Stamp: *Villa Dionysos*
(Catalogue no. **A50)**

Plate 17. Amphora Handle Stamps (I-II), Comparative stamp (III)

I. ‘Early Roman’ Amphora (Catalogue no. **254**)

II. ‘Early Roman’ Amphora - reverse (Catalogue no. **254**)

Plate 18. Amphora (Trench FA)

I. Amphora (Cat. No. **255**)

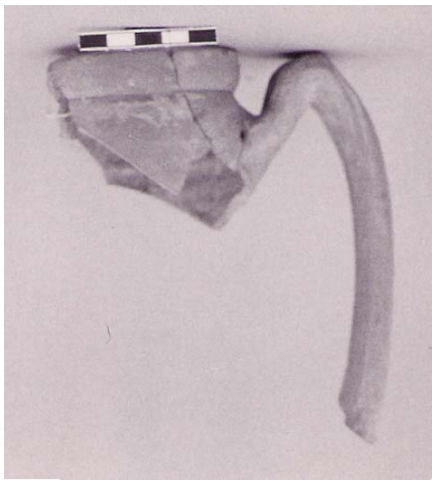

II. Amphora (Cat. No. **256**)

III. Amphora (Cat. No. **270**)

IV. Amphora (Cat. No. **279**)

Plate 19. Cretan Amphorae

I. Amphora (Catalogue no. **278**)

II. Jug (Catalogue no. **292**)

Plate 20. Coarse ware (Group E)

I. Amphorae – Type 9 (=Villa Dionysos Type 49)
(Cat. No. **285-291**)

Plate 21. Imported Amphorae – Knossos 2000, *Type 9*